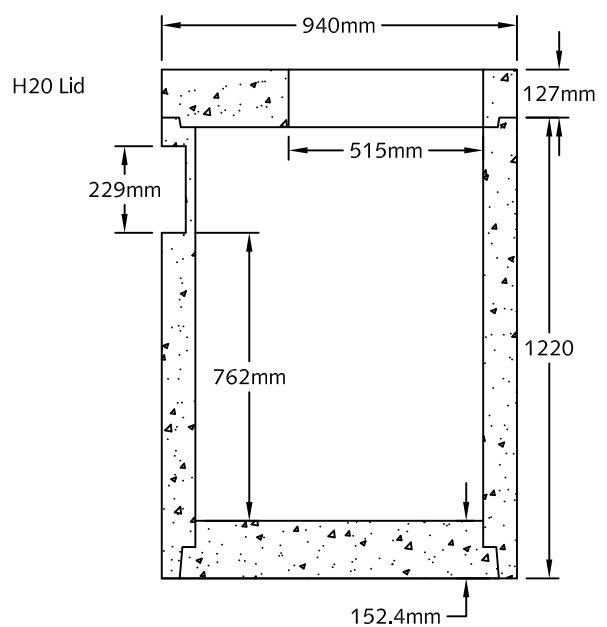
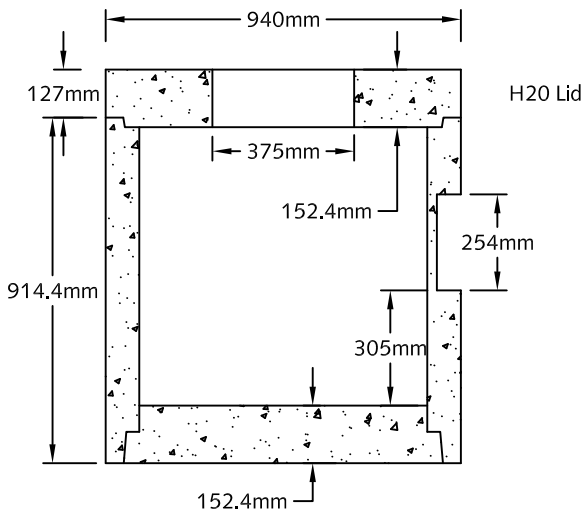
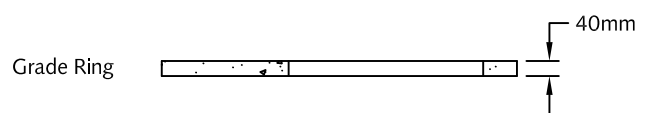
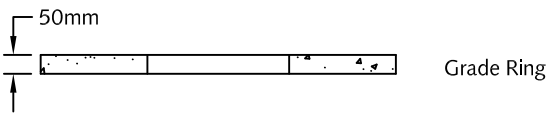
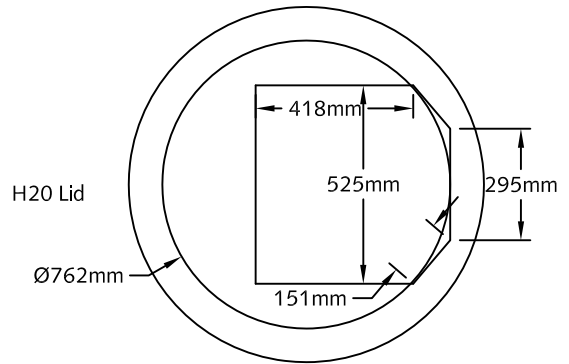
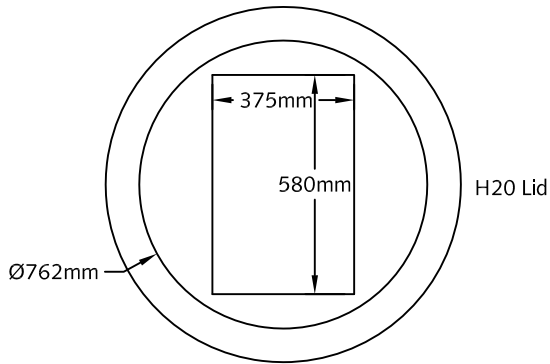


MINISTRY OF HIGHWAYS  
750 mm CATCH BASIN

750 mm SIDE INLET  
CATCH BASIN



WEIGHTS

SUMP	765 kgs
H2O LID	170 kgs
GRADE RING	60 kgs

WEIGHTS

SUMP	960 kgs
H2O LID	160 kgs
GRADE RING	46 kgs

Notes:

1. Sections are manufactured to ASTM C478 specifications
2. Lids and Sumps are interchangeable



DESCRIPTION:

Catch Basin Details  
Vancouver Island  
[www.langleyconcretegroup.com](http://www.langleyconcretegroup.com)

DRAWN BY:	WED	ORIGIN:	CHWK
SCALE:	1:20		LOMBARD
DATE:	April 1998	DRAWING NO.:	
<small>This drawing is the property of the Langley Concrete Group of Companies. All information contained herein is confidential and may not be used in whole or in part without written permission from the owner.</small>			CBV-2