

DRAWING NOT TO BE USED FOR CONSTRUCTION

GENERAL NOTES:

- ALL DIMENSIONS INDICATED ARE IN MILLIMETERS (INCHES) UNLESS OTHERWISE SPECIFIED.
- JELLYFISH STRUCTURE INLET AND OUTLET PIPE SIZE AND ORIENTATION SHOWN FOR INFORMATIONAL PURPOSES ONLY.
- UNLESS OTHERWISE NOTED, BYPASS INFRASTRUCTURE, SUCH AS ALL UPSTREAM DIVERSION STRUCTURES, CONNECTING STRUCTURES, OR PIPE CONDUITS CONNECTING TO COMPLETE THE JELLYFISH SYSTEM SHALL BE PROVIDED AND ADDRESSED SEPARATELY.
- DRAWING FOR INFORMATION PURPOSES ONLY. REFER TO ENGINEER'S SITE/UTILITY PLAN FOR STRUCTURE ORIENTATION.
- NO PRODUCT SUBSTITUTIONS SHALL BE ACCEPTED UNLESS SUBMITTED 10 DAYS PRIOR TO PROJECT BID DATE, OR AS DIRECTED BY THE ENGINEER OF RECORD.

JELLYFISH STRUCTURE & DESIGN NOTES:

- 457 MM Ø (18") MAINTENANCE ACCESS WALL TO BE USED FOR CLEANOUT AND ACCESS BELOW CARTRIDGE DECK.
- CASTINGS OR DOORS OF THE JELLYFISH MANHOLE STRUCTURE TO EXTEND TO DESIGN FINISH GRADE. DEPTHS IN EXCESS OF 3.65 M (12') MAY REQUIRE THE DESIGN AND INSTALLATION OF INTERMEDIATE SAFETY GRATES OR OTHER STRUCTURAL ELEMENTS.
- CASTINGS AND GRADE RINGS, OR DOORS AND DOOR RISERS, OR BOTH, SHALL BE GROUTED FOR WATERTIGHTNESS. STRUCTURE SHALL MEET AASHTO HS-20, ASSUMING EARTH COVER OF 0' - 3', AND GROUNDWATER ELEVATION AT, OR BELOW, THE OUTLET PIPE INVERT ELEVATION. ENGINEER OF RECORD TO CONFIRM ACTUAL GROUNDWATER ELEVATION. CASTINGS SHALL MEET AASHTO M306 LOAD RATING AND BE CAST WITH THE IMBRIUM LOGO.
- ALL STRUCTURAL SECTIONS AND PARTS TO MEET OR EXCEED ASTM C-478, ASTM C-443, AND ASTM D-4097 CORRESPONDING TO AASHTO SPECIFICATIONS, AND ANY OTHER SITE OR LOCAL STANDARDS.
- CONCRETE RISER SECTIONS FROM BOTTOM TO TOP WILL BE ADDED AS REQUIRED INCLUDING TRANSITION PIECES TO SMALLER DIAMETER RISERS FOR SURFACE ACCESSES WHERE WARRANTED BY SERVICING DEPTH.
- IF MINIMUM DEPTH FROM TOP OF CARTRIDGE DECK TO BOTTOM OF STRUCTURAL TOP SLAB CANNOT BE ACHIEVED DUE TO PIPING INVERT ELEVATIONS OR OTHER SITE CONSTRAINTS. ALTERNATIVE HATCH CONFIGURATIONS MAY BE AVAILABLE. HATCH DOORS SHOULD BE SIZED TO PROVIDE FULL ACCESS ABOVE THE CARTRIDGES TO ACCOMMODATE MAINTENANCE.
- STEPS TO BE APPROXIMATELY 330 MM (13") APART AND DIMENSIONS MUST MEET LOCAL STANDARDS. STEPS MUST BE INSTALLED AFTER CARTRIDGE DECK IS IN PLACE.
- CONFIGURATION OF INLET AND OUTLET PIPE CAN VARY TO MEET SITE'S NEEDS.
- IT IS THE RESPONSIBILITY OF OTHERS TO PROPERLY PROTECT THE TREATMENT DEVICE, AND KEEP THE DEVICE OFFLINE DURING CONSTRUCTION. FILTER CARTRIDGES SHALL NOT BE INSTALLED UNTIL THE PROJECT SITE IS CLEAN AND FREE OF DEBRIS, BY OTHERS. THE PROJECT SITE INCLUDES ANY SURFACE THAT CONTRIBUTES STORM DRAINAGE TO THE TREATMENT DEVICE. CARTRIDGES SHALL BE FURNISHED NEW, AT THE TIME OF FINAL ACCEPTANCE.
- THIS DRAWING MUST BE VIEWED IN CONJUNCTION WITH THE STANDARD JELLYFISH SPECIFICATION, AND STORMWATER QUALITY FILTER TREATMENT JELLYFISH DOCUMENTS.

PEAK DIVERSION JELLYFISH DESIGN NOTES:

- STRUCTURE SHALL MEET AASHTO HS-20 OR PER APPROVING JURISDICTION REQUIREMENTS; WHICHEVER IS MORE STRINGENT, ASSUMING EARTH COVER OF 0' - 3', AND GROUNDWATER ELEVATION AT, OR BELOW, THE OUTLET PIPE INVERT ELEVATION. ENGINEER OF RECORD TO CONFIRM ACTUAL GROUNDWATER ELEVATION. CASTINGS SHALL MEET AASHTO M306 LOAD RATING AND BE CAST WITH THE IMBRIUM LOGO.
- STRUCTURE SHALL BE PRECAST CONCRETE CONFORMING TO ASTM C-478 AND AASHTO LOAD FACTOR DESIGN METHOD.
- INLET HGL NOT TO EXCEED 6" BELOW THE TOP OF THE M.A.W. DURING THE PEAK DESIGN STORM, OR 10-YEAR STORM (WHICHEVER IS GREATER).
- INLET PIPE INVERT ELEVATION VARIES FROM 1" TO 6" MAXIMUM ABOVE THE OUTLET PIPE INVERT.
- OUTLET PIPE INVERT IS EQUAL TO THE CARTRIDGE DECK ELEVATION.
- THE OUTLET PIPE DIAMETER FOR NEW INSTALLATIONS IS TO BE ONE PIPE SIZE LARGER THAN THE INLET PIPE AT EQUAL OR GREATER SLOPE.
- THE DIFFERENCE IN THE INLET AND OUTLET PIPE ELEVATIONS FOR RETROFIT INSTALLATIONS TO EXISTING STORM DRAIN PIPES SHALL BE EQUAL TO THE SLOPE OVER THE DIAMETER OF THE MANHOLE; NOT THE EXCEED 6" IN VERTICAL DIFFERENTIAL BETWEEN INLET AND OUTLET PIPES.

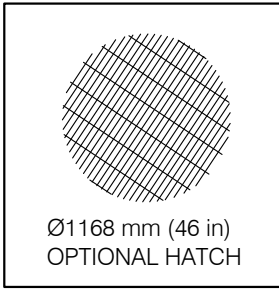
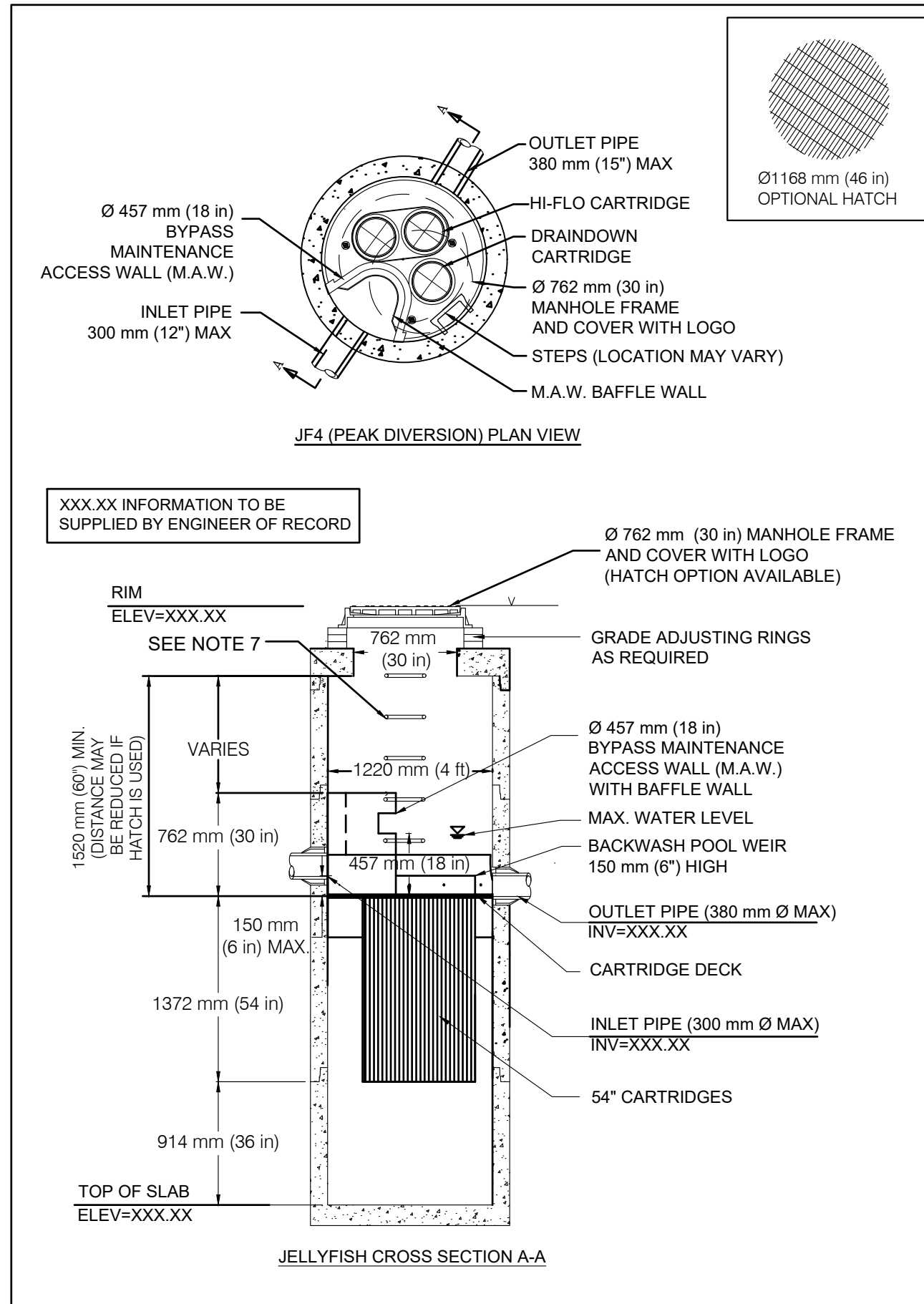
INSTALLATION NOTES

- ANY SUB-BASE, BACKFILL DEPTH, AND/OR ANTI-FLOTATION PROVISIONS ARE SITE-SPECIFIC DESIGN CONSIDERATIONS AND SHALL BE SPECIFIED BY ENGINEER OF RECORD.
- CONTRACTOR TO PROVIDE EQUIPMENT WITH SUFFICIENT LIFTING AND REACH CAPACITY TO LIFT AND SET THE STRUCTURE (LIFTING CLUTCHES PROVIDED)
- CONTRACTOR WILL INSTALL AND LEVEL THE STRUCTURE, SEALING THE JOINTS, LINE ENTRY AND EXIT POINTS (NON-SHRINK GROUT WITH APPROVED WATERSTOP OR FLEXIBLE BOOT)
- CONTRACTOR TO TAKE APPROPRIATE MEASURES TO PROTECT CARTRIDGES FROM CONSTRUCTION-RELATED EROSION RUNOFF.
- CARTRIDGE INSTALLATION, BY IMBRIUM, SHALL OCCUR ONLY AFTER SITE HAS BEEN STABILIZED AND THE JELLYFISH UNIT IS CLEAN AND FREE OF DEBRIS. CONTACT IMBRIUM TO COORDINATE CARTRIDGE INSTALLATION WITH SITE STABILIZATION.

PEAK DIVERSION JELLYFISH RECOMMENDED PIPE DIAMETERS			
MODEL DIAMETER (m)	MINIMUM ANGLE INLET/OUTLET PIPES	MINIMUM INLET PIPE DIAMETER (mm)	MAXIMUM INLET PIPE DIAMETER (mm)
1.2	62	150	300
1.8	59	200	300
2.4	52	250	375
3.0	48	300	450
3.6	40	300	450

CONTACT IMBRIUM SYSTEMS FOR ALTERNATE PIPE DIAMETERS

FOR SITE SPECIFIC DRAWINGS PLEASE CONTACT YOUR LOCAL JELLYFISH FILTER REPRESENTATIVE. SITE SPECIFIC DRAWINGS ARE BASED ON THE BEST AVAILABLE INFORMATION AT THE TIME. SOME FIELD REVISIONS TO THE SYSTEM LOCATION OR CONNECTION PIPING MAY BE NECESSARY BASED ON AVAILABLE SPACE OR SITE CONFIGURATION REVISIONS. ELEVATIONS SHOULD BE MAINTAINED EXCEPT WHERE NOTED ON BYPASS STRUCTURE.



XXX.XX INFORMATION TO BE SUPPLIED BY ENGINEER OF RECORD

JELLYFISH DESIGN NOTES

JELLYFISH TREATMENT CAPACITY IS A FUNCTION OF THE CARTRIDGE SELECTION AND THE NUMBER OF CARTRIDGES. THE STANDARD MANHOLE STYLE IS SHOWN. Ø1168 mm (48") MANHOLE JELLYFISH PEAK TREATMENT CAPACITY IS 12.7 L/s (0.54 CFS), AND MAXIMUM BYPASS CAPACITY IS 70.8 L/s (2.50 CFS). IF THE SITE CONDITIONS EXCEED TOTAL CAPACITY, AN UPSTREAM BYPASS STRUCTURE IS REQUIRED. TREATMENT FLOW RATE IS BASED ON 457 mm (18") OF HEAD PRESSURE.

CARTRIDGE SELECTION	54"	90"	142"	188"
CARTRIDGE DEPTH	27"	63"	70"	40"
OUTLET INVERT TO STRUCTURE BASE SLAB	63"	76"	105"	142"
WATER QUALITY FLOW RATE (L/s)	1.41 / 0.71	2.55 / 1.27	5.09 / 2.55	12.7
PEAK FLOW RATE (L/s)	16 / 8	28 / 14	42 / 21	83.5
SEDIMENT CAPACITY HIGH-FLO / DRAINDOWN (kg)	2 / 1	70.8	105	142
MAX. CAPACITY HIGH-FLO / DRAINDOWN (kg)	70.8	105	142	142
MAX. BYPASS (L/s)	70.8	70.8	70.8	70.8
MAX. SEDIMENT CAPACITY (kg)	70.8	70.8	70.8	70.8
MAX. TREATMENT (L/s)	70.8	70.8	70.8	70.8
MAX. TREATMENT AND BYPASS (L/s) (PEAK CAPACITY)	70.8	70.8	70.8	70.8

SITE SPECIFIC DATA REQUIREMENTS

JELLYFISH MODEL	*				
STRUCTURE ID	*				
WATER QUALITY FLOW RATE (L/s)	*				
BYPASS FLOW RATE (L/s)	*				
PEAK FLOW RATE (L/s)	*				
RETURN PERIOD OF PEAK FLOW (yrs)	*				
# OF CARTRIDGES REQUIRED (HF / DD)	*				
CARTRIDGE SIZE (inches)	*				
MAX ALLOWABLE BYPASS FLOW RATE (L/s)	70.8				
PIPE DATA:	I.E.	MAT'L	DIA	SLOPE %	HGL
INLET #1	*	*	*	*	*
INLET #2	*	*	*	*	*
OUTLET	*	*	*	*	*

* PER ENGINEER OF RECORD

The design and information shown on this drawing is provided as a service to the project owner, engineer, contractor, and others. It is not to be used, reproduced or modified in any manner without the prior written consent of Imbrium. Failure to comply with the terms of this agreement may result in Imbrium disclaiming any liability or responsibility for such use.

If discrepancies between the supplied information upon which this drawing is based and the actual conditions are encountered as the work progresses, these discrepancies must be reported to Imbrium immediately for re-evaluation of the design. Imbrium accepts no responsibility for any errors or omissions in the design or inaccurate information supplied by others.

Jellyfish
JF4 PEAK DIVERSION
Scale = 1:50

www.imbrium.com
info@imbrium.com

MARK	DATE	REVISION DESCRIPTION
0	04/15/2015	INITIAL RELEASE

DATE: #####
DESIGNED: BSF
DRAWN: BSF
CHECKED: BW
APPROVED: SP
IMBRIUM PROJECT #: #####
SHEET: 1 OF 2

JELLYFISH® FILTER - SPECIFICATIONS

GENERAL

- A. **WORK INCLUDED:** SPECIFIES REQUIREMENTS FOR CONSTRUCTION AND PERFORMANCE OF AN UNDERGROUND STORMWATER QUALITY, MEMBRANE FILTRATION, AND TREATMENT DEVICE THAT REMOVES POLLUTANTS FROM STORMWATER RUNOFF THROUGH THE UNIT OPERATIONS OF SEDIMENTATION, FLOATATION, AND MEMBRANE FILTRATION.
- B. **REFERENCE STANDARDS:**
 - ASTM C 891: SPECIFICATION FOR INSTALLATION OF UNDERGROUND PRECAST CONCRETE UTILITY STRUCTURES
 - ASTM C 478: SPECIFICATION FOR PRECAST REINFORCED CONCRETE MANHOLE SECTIONS
 - ASTM C 990: SPECIFICATION FOR JOINTS FOR CONCRETE MANHOLES USING PREFORMED FLEXIBLE JOINT SEALANTS
 - ASTM D 4101: SPECIFICATION FOR COPOLYMER STEPS CONSTRUCTION
- C. **SHOP DRAWINGS:** SHOP DRAWINGS FOR THE STRUCTURE AND PERFORMANCE ARE TO BE SUBMITTED WITH EACH ORDER TO THE CONTRACTOR. CONTRACTOR SHALL FORWARD SHOP DRAWING SUBMITTAL TO THE CONSULTING ENGINEER FOR APPROVAL. SHOP DRAWINGS ARE TO DETAIL THE STRUCTURE PRECAST CONCRETE AND CALL OUT OR NOTE THE FIBERGLASS (FRP) INTERNALS/COMPONENTS.
- D. **PRODUCT SUBSTITUTIONS:** NO PRODUCT SUBSTITUTIONS SHALL BE ACCEPTED UNLESS SUBMITTED 10 DAYS PRIOR TO PROJECT BID DATE, OR AS DIRECTED BY THE ENGINEER OF RECORD. SUBMISSIONS FOR SUBSTITUTIONS REQUIRE REVIEW AND APPROVAL BY THE ENGINEER OF RECORD, FOR HYDRAULIC PERFORMANCE, IMPACT TO PROJECT DESIGNS, EQUIVALENT TREATMENT PERFORMANCE, AND ANY REQUIRED PROJECT PLAN AND REPORT (HYDROLOGY/HYDRAULIC, WATER QUALITY, STORMWATER POLLUTION) MODIFICATIONS THAT WOULD BE REQUIRED BY THE APPROVING JURISDICTIONS/AGENCIES. CONTRACTOR TO COORDINATE WITH THE ENGINEER OF RECORD ANY APPLICABLE MODIFICATIONS TO THE PROJECT ESTIMATES OF COST, BONDING AMOUNT DETERMINATIONS, PLAN CHECK FEES FOR CHANGES TO APPROVED DOCUMENTS, AND/OR ANY OTHER REGULATORY REQUIREMENTS RESULTING FROM THE PRODUCT SUBSTITUTION.
- E. **HANDLING AND STORAGE:** PREVENT DAMAGE TO MATERIALS DURING STORAGE AND HANDLING.

PRODUCTS

- A. THE DEVICE SHALL BE A CYLINDRICAL OR RECTANGULAR, ALL CONCRETE STRUCTURE (INCLUDING RISERS), CONSTRUCTED FROM PRECAST CONCRETE RISER AND SLAB COMPONENTS OR MONOLITHIC PRECAST STRUCTURE(S), INSTALLED TO CONFORM TO ASTM C 891 AND TO ANY REQUIRED STATE HIGHWAY, MUNICIPAL OR LOCAL SPECIFICATIONS; WHICHEVER IS MORE STRINGENT. THE DEVICE SHALL BE WATERTIGHT.
- B. THE CYLINDRICAL CONCRETE DEVICE SHALL INCLUDE A FIBERGLASS CARTRIDGE DECK INSERT. THE RECTANGULAR CONCRETE DEVICE SHALL INCLUDE A COATED ALUMINUM INSERT. IN EITHER INSTANCE, THE INSERT SHALL BE BOLTED AND SEALED WATERTIGHT INSIDE THE PRECAST CONCRETE CHAMBER. THE INSERT SHALL SERVE AS: (A) A HORIZONTAL DIVIDER BETWEEN THE LOWER TREATMENT ZONE AND THE UPPER TREATED EFFLUENT ZONE; (B) A DECK FOR ATTACHMENT OF FILTER CARTRIDGES SUCH THAT THE MEMBRANE FILTER ELEMENTS OF EACH CARTRIDGE EXTEND INTO THE LOWER TREATMENT ZONE; (C) A PLATFORM FOR MAINTENANCE WORKERS TO SERVICE THE FILTER CARTRIDGES (MAXIMUM MANNED WEIGHT = 450 POUNDS); (D) A CONDUIT FOR CONVEYANCE OF TREATED WATER TO THE EFFLUENT PIPE.
- C. MEMBRANE FILTER CARTRIDGES SHALL BE COMPRISED OF REUSABLE CYLINDRICAL MEMBRANE FILTER ELEMENTS CONNECTED TO A PERFORATED HEAD PLATE. THE NUMBER OF MEMBRANE FILTER ELEMENTS PER CARTRIDGE SHALL BE A MINIMUM OF ELEVEN 2.75-INCH (70-MM) OR GREATER DIAMETER ELEMENTS. THE LENGTH OF EACH FILTER ELEMENT SHALL BE A MINIMUM 15 INCHES (381 MM). EACH CARTRIDGE SHALL BE FITTED INTO THE CARTRIDGE DECK BY INSERTION INTO A CARTRIDGE RECEPTACLE THAT IS PERMANENTLY MOUNTED INTO THE CARTRIDGE DECK. EACH CARTRIDGE SHALL BE SECURED BY A CARTRIDGE LID THAT IS THREADED ONTO THE RECEPTACLE, OR SIMILAR MECHANISM TO SECURE THE CARTRIDGE INTO THE DECK. THE MAXIMUM TREATMENT FLOW RATE OF A FILTER CARTRIDGE SHALL BE CONTROLLED BY AN ORIFICE IN THE CARTRIDGE LID, OR ON THE INDIVIDUAL CARTRIDGE ITSELF, AND BASED ON A DESIGN FLUX RATE (SURFACE LOADING RATE) DETERMINED BY THE MAXIMUM TREATMENT FLOW RATE PER UNIT OF FILTRATION MEMBRANE SURFACE AREA. THE MAXIMUM FLUX RATE SHALL BE 0.21 GPM/FT² (0.142 LPS/M²). EACH MEMBRANE FILTER CARTRIDGE SHALL ALLOW FOR MANUAL INSTALLATION AND REMOVAL.
- D. ALL FILTER CARTRIDGES AND MEMBRANES SHALL BE REUSABLE AND ALLOW FOR THE USE OF FILTRATION MEMBRANE RINSING PROCEDURES TO RESTORE FLOW CAPACITY AND SEDIMENT CAPACITY, EXTENDING CARTRIDGE SERVICE LIFE.
- E. ACCESS SHALL HAVE A MINIMUM CLEAR HEIGHT OF 60" OVER ALL OF THE FILTER CARTRIDGES, OR BE ACCESSIBLE BY A HATCH OR OTHER MECHANISM THAT PROVIDES MINIMUM 60" VERTICAL CLEAR SPACE OVER ALL OF THE FILTER CARTRIDGES. FILTER CARTRIDGES SHALL BE ABLE TO BE LIFTED STRAIGHT VERTICALLY OUT OF THE RECEPTACLES AND DECK FOR THE ENTIRE LENGTH OF THE CARTRIDGE.
- F. THE DEVICE SHALL INCLUDE A MINIMUM 24 INCHES (610 MM) OF SUMP BELOW THE BOTTOM OF THE CARTRIDGES FOR SEDIMENT ACCUMULATION, UNLESS OTHERWISE SPECIFIED BY THE DESIGN ENGINEER. DEPTHS LESS THAN 24" MAY HAVE AN IMPACT ON THE TOTAL PERFORMANCE AND/OR LONGEVITY BETWEEN CARTRIDGE MAINTENANCE/REPLACEMENT OF THE DEVICE.
- G. ALL PRECAST CONCRETE COMPONENTS SHALL BE MANUFACTURED TO A MINIMUM LIVE LOAD OF HS-20 TRUCK LOADING OR GREATER BASED ON LOCAL REGULATORY SPECIFICATIONS, UNLESS OTHERWISE MODIFIED OR SPECIFIED BY THE DESIGN ENGINEER, AND SHALL BE WATERTIGHT.
- H. GASKETS AND/OR SEALANTS TO PROVIDE WATER TIGHT SEAL BETWEEN CONCRETE JOINTS. JOINTS SHALL BE SEALED WITH PREFORMED JOINT SEALING COMPOUND CONFORMING TO ASTM C 990.
- I. FRAME AND COVERS MUST BE MANUFACTURED FROM CAST-IRON OR OTHER COMPOSITE MATERIAL TESTED TO WITHSTAND H-20 OR GREATER DESIGN LOADS, AND AS APPROVED BY THE LOCAL REGULATORY BODY. FRAMES AND COVERS MUST BE EMBOSSED WITH THE NAME OF THE DEVICE MANUFACTURER OR THE DEVICE BRAND NAME.
- J. DOOR AND HATCHES, IF PROVIDED SHALL MEET DESIGNATED LOADING REQUIREMENTS OR AT A MINIMUM FOR INCIDENTAL VEHICULAR TRAFFIC.
- K. ALL CONCRETE COMPONENTS SHALL BE MANUFACTURED ACCORDING TO LOCAL SPECIFICATIONS AND SHALL MEET THE REQUIREMENTS OF ASTM C 478.
- L. THE FIBERGLASS PORTION OF THE FILTER DEVICE SHALL BE CONSTRUCTED IN ACCORDANCE WITH THE FOLLOWING STANDARD: ASTM D-4097: CONTACT MOLDED GLASS FIBER REINFORCED CHEMICAL RESISTANT TANKS.
- M. STEPS SHALL BE CONSTRUCTED ACCORDING TO ASTM D4101 OF COPOLYMER POLYPROPYLENE, AND BE DRIVEN INTO PREFORMED OR PRE-DRILLED HOLES AFTER THE CONCRETE HAS CURED, INSTALLED TO CONFORM TO APPLICABLE SECTIONS OF STATE, PROVINCIAL AND MUNICIPAL BUILDING CODES, HIGHWAY, MUNICIPAL OR LOCAL SPECIFICATIONS FOR THE CONSTRUCTION OF SUCH DEVICES.
- N. ALL PRECAST CONCRETE SECTIONS SHALL BE INSPECTED TO ENSURE THAT DIMENSIONS, APPEARANCE AND QUALITY OF THE PRODUCT MEET LOCAL MUNICIPAL SPECIFICATIONS AND ASTM C 478.

PERFORMANCE

- A. THE STORMWATER QUALITY FILTER TREATMENT DEVICE SHALL FUNCTION TO REMOVE POLLUTANTS BY THE FOLLOWING UNIT TREATMENT PROCESSES; SEDIMENTATION, FLOATATION, AND MEMBRANE FILTRATION.
- B. THE STORMWATER QUALITY FILTER TREATMENT DEVICE SHALL REMOVE OIL, DEBRIS, TRASH, COARSE AND FINE PARTICULATES, PARTICULATE-BOUND POLLUTANTS, METALS AND NUTRIENTS FROM STORMWATER DURING RUNOFF EVENTS.
- C. THE STORMWATER QUALITY FILTER TREATMENT DEVICE SHALL TYPICALLY UTILIZE AN EXTERNAL BYPASS TO DIVERT EXCESSIVE FLOWS. INTERNAL BYPASS SYSTEMS SHALL BE EQUIPPED WITH A FLOATABLES BAFFLE, AND MUST PASS WATER OVER THE CARTRIDGE DECK, AND AVOID PASSAGE THROUGH THE SUMP AND/OR CARTRIDGE FILTRATION ZONE.
- D. THE STORMWATER QUALITY FILTER TREATMENT DEVICE SHALL TREAT 100% OF THE REQUIRED WATER QUALITY TREATMENT FLOW BASED ON A MAXIMUM TREATMENT FLUX RATE (SURFACE LOADING RATE) ACROSS THE MEMBRANE FILTER CARTRIDGES NOT TO EXCEED 0.21 GPM/FT² (0.142 LPS/M²).
- E. AT A MINIMUM, THE STORMWATER QUALITY FILTER DEVICE SHALL HAVE BEEN FIELD TESTED AND VERIFIED WITH A MINIMUM 25 QUALIFYING STORM EVENTS AND FIELD MONITORING CONDUCTED ACCORDING TO THE TARP TIER II OR TAPE FIELD TEST PROTOCOL, AND HAVE RECEIVED NJCAT VERIFICATION.
- F. THE STORMWATER QUALITY FILTER TREATMENT DEVICE SHALL HAVE DEMONSTRATED A MINIMUM MEDIAN TSS REMOVAL EFFICIENCY OF 85% AND A MINIMUM MEDIAN SSC REMOVAL EFFICIENCY OF 95%.
- G. THE STORMWATER QUALITY FILTER TREATMENT DEVICE SHALL HAVE DEMONSTRATED THE ABILITY TO CAPTURE FINE PARTICLES AS INDICATED BY A MINIMUM MEDIAN REMOVAL EFFICIENCY OF 75% FOR THE PARTICLE FRACTION LESS THAN 25 MICRONS, AN EFFLUENT D50 OF 15 MICRONS OR LOWER FOR ALL MONITORED STORM EVENTS, AND AN EFFLUENT TURBIDITY OF 15 NTUS OR LOWER.
- H. THE STORMWATER QUALITY FILTER TREATMENT DEVICE SHALL HAVE DEMONSTRATED A MINIMUM MEDIAN TOTAL PHOSPHORUS REMOVAL OF 55%, AND A MINIMUM MEDIAN TOTAL NITROGEN REMOVAL OF 50%.
- I. THE STORMWATER QUALITY FILTER TREATMENT DEVICE SHALL HAVE DEMONSTRATED A MINIMUM MEDIAN TOTAL ZINC REMOVAL OF 50%, AND A MINIMUM MEDIAN TOTAL COPPER REMOVAL OF 75%.

INSPECTION AND MAINTENANCE

- A. DURABILITY OF MEMBRANES ARE SUBJECT TO GOOD HANDLING PRACTICES DURING INSPECTION AND MAINTENANCE (REMOVAL, RINSING, AND REINSERTION) EVENTS, AND SITE SPECIFIC CONDITIONS THAT MAY HAVE HEAVIER OR LIGHTER LOADING ONTO THE CARTRIDGES, AND POLLUTANT VARIABILITY THAT MAY IMPACT THE MEMBRANE STRUCTURAL INTEGRITY. MEMBRANE MAINTENANCE AND REPLACEMENT SHALL BE IN ACCORDANCE WITH MANUFACTURER'S RECOMMENDATIONS.
- B. INSPECTION WHICH INCLUDES TRASH AND FLOATABLES COLLECTION, SEDIMENT DEPTH DETERMINATION, AND VISIBLE DETERMINATION OF BACKWASH POOL DEPTH SHALL BE EASILY CONDUCTED FROM GRADE (OUTSIDE THE STRUCTURE).
- C. MANUAL RINSING OF THE REUSABLE FILTER CARTRIDGES SHALL PROMOTE RESTORATION OF THE FLOW CAPACITY AND SEDIMENT CAPACITY OF THE FILTER CARTRIDGES, EXTENDING CARTRIDGE SERVICE LIFE.
- D. SEDIMENT REMOVAL FROM THE FILTER TREATMENT DEVICE SHALL BE ABLE TO BE CONDUCTED USING A STANDARD MAINTENANCE TRUCK AND VACUUM APPARATUS, AND A MINIMUM ONE POINT OF ENTRY TO THE SUMP THAT IS UNOBSTRUCTED BY FILTER CARTRIDGES.
- E. MAINTENANCE ACCESS SHALL HAVE A MINIMUM CLEAR HEIGHT OF 60" OVER ALL OF THE FILTER CARTRIDGES, OR BE ACCESSIBLE BY A HATCH OR OTHER MECHANISM THAT PROVIDES MINIMUM 60" VERTICAL CLEAR SPACE OVER ALL OF THE FILTER CARTRIDGES. FILTER CARTRIDGES SHALL BE ABLE TO BE LIFTED STRAIGHT VERTICALLY OUT OF THE RECEPTACLES AND DECK FOR THE ENTIRE LENGTH OF THE CARTRIDGE.
- F. FILTER CARTRIDGES SHALL BE ABLE TO BE MAINTAINED WITHOUT THE USE OF ADDITIONAL LIFTING EQUIPMENT.

EXCEPTION


- A. THE INSTALLATION OF A WATERTIGHT PRECAST CONCRETE DEVICE SHOULD CONFORM TO ASTM C 891 AND TO ANY STATE HIGHWAY, MUNICIPAL OR LOCAL SPECIFICATIONS FOR THE CONSTRUCTION OF MANHOLES, WHICHEVER IS MORE STRINGENT. SELECTED SECTIONS OF A GENERAL SPECIFICATION THAT ARE APPLICABLE ARE SUMMARIZED BELOW.
- B. THE WATERTIGHT PRECAST CONCRETE DEVICE IS INSTALLED IN SECTIONS IN THE FOLLOWING SEQUENCE:
 - AGGREGATE BASE
 - BASE SLAB
 - TREATMENT CHAMBER AND CARTRIDGE DECK RISER SECTION(S)
 - BYPASS SECTION
 - CONNECT INLET AND OUTLET PIPES
 - CONCRETE RISER SECTION(S) AND/OR TRANSITION SLAB (IF REQUIRED)
 - MAINTENANCE RISER SECTION(S) (IF REQUIRED)
 - FRAME AND ACCESS COVER
- C. INLET AND OUTLET PIPES SHOULD BE SECURELY SET INTO THE DEVICE USING APPROVED PIPE SEALS (FLEXIBLE BOOT CONNECTIONS, WHERE APPLICABLE) SO THAT THE STRUCTURE IS WATERTIGHT, AND SUCH THAT ANY PIPE INTRUSION INTO THE DEVICE DOES NOT IMPACT THE DEVICE FUNCTIONALITY.
- D. ADJUSTMENT UNITS (E.G. GRADE RINGS) SHOULD BE INSTALLED TO SET THE FRAME AND COVER AT THE REQUIRED ELEVATION. THE ADJUSTMENT UNITS SHOULD BE LAID IN A FULL BED OF MORTAR WITH SUCCESSIVE UNITS BEING JOINED USING SEALANT RECOMMENDED BY THE MANUFACTURER. FRAMES FOR THE COVER SHOULD BE SET IN A FULL BED OF MORTAR AT THE ELEVATION SPECIFIED.
- E. IN SOME INSTANCES THE MAINTENANCE ACCESS WALL, IF PROVIDED, SHALL REQUIRE AN EXTENSION ATTACHMENT AND SEALING TO THE PRECAST WALL AND CARTRIDGE DECK AT THE JOB SITE, RATHER THAN AT THE PRECAST FACILITY. IN THIS INSTANCE, INSTALLATION OF THESE COMPONENTS SHALL BE PERFORMED ACCORDING TO INSTRUCTIONS PROVIDED BY THE MANUFACTURER.
- F. FILTER CARTRIDGES SHALL BE INSTALLED IN THE CARTRIDGE DECK AFTER THE CONSTRUCTION SITE IS FULLY STABILIZED AND IN ACCORDANCE WITH THE MANUFACTURERS GUIDELINES AND RECOMMENDATIONS. CONTRACTOR TO CONTACT THE MANUFACTURER TO SCHEDULE CARTRIDGE DELIVERY AND REVIEW PROCEDURES/REQUIREMENTS TO BE COMPLETED TO THE DEVICE PRIOR TO INSTALLATION OF THE CARTRIDGES AND ACTIVATION OF THE SYSTEM.
- G. MANUFACTURER SHALL COORDINATE DELIVERY OF FILTER CARTRIDGES AND OTHER INTERNAL COMPONENTS WITH CONTRACTOR. FILTER CARTRIDGES SHALL BE DELIVERED AND INSTALLED COMPLETE AFTER SITE IS STABILIZED AND UNIT IS READY TO ACCEPT CARTRIDGES. UNIT IS READY TO ACCEPT CARTRIDGES AFTER IS HAS BEEN CLEANED OUT AND ANY STANDING WATER, DEBRIS, AND OTHER MATERIALS HAVE BEEN REMOVED. CONTRACTOR SHALL TAKE APPROPRIATE ACTION TO PROTECT THE FILTER CARTRIDGE RECEPTACLES AND FILTER CARTRIDGES FROM DAMAGE DURING CONSTRUCTION, AND IN ACCORDANCE WITH THE MANUFACTURER'S RECOMMENDATIONS AND GUIDANCE. FOR SYSTEMS WITH CARTRIDGES INSTALLED PRIOR TO FULL SITE STABILIZATION AND PRIOR TO SYSTEM ACTIVATION, THE CONTRACTOR CAN PLUG INLET AND OUTLET PIPES TO PREVENT STORMWATER AND OTHER INFLUENT FROM ENTERING THE DEVICE. PLUGS MUST BE REMOVED DURING THE ACTIVATION PROCESS.
- H. THE MANUFACTURER SHALL PROVIDE AN OWNER'S MANUAL UPON REQUEST.
- I. AFTER CONSTRUCTION AND INSTALLATION, AND DURING OPERATION, THE DEVICE SHALL BE INSPECTED AND CLEANED AS NECESSARY BASED ON THE MANUFACTURER'S RECOMMENDED INSPECTION AND MAINTENANCE GUIDELINES AND THE LOCAL REGULATORY AGENCY/BODY.
- J. WHEN REPLACEMENT MEMBRANE FILTER ELEMENTS AND/OR OTHER PARTS ARE REQUIRED, ONLY MEMBRANE FILTER ELEMENTS AND PARTS APPROVED BY THE MANUFACTURER FOR USE WITH THE STORMWATER QUALITY FILTER DEVICE SHALL BE INSTALLED.

END OF SECTION

The design and information shown on this drawing is provided as a service to the project owner, engineer, contractor, and others. It is not to be used, copied, reproduced, or modified in any manner without the prior written consent of Imbrium. Failure to comply with the terms of this agreement may result in Imbrium disclaiming any liability or responsibility for such use. If discrepancies between the supplied information upon which this drawing is based and the actual conditions are encountered as the work progresses, these discrepancies must be reported to Imbrium immediately for re-evaluation of the design. Imbrium accepts no responsibility for any errors or omissions or for any inaccurate information supplied by others.

#	#	#	#	BSF	BY
#	#	#	#	INITIAL RELEASE	REVISION DESCRIPTION
#	#	#	#	04/15/2015	DATE
#	#	#	#	0	MARK

JELLYFISH FILTER SPECIFICATIONS



JF4 ONLINE
Scale = 1:50

www.imbriumsystems.com

info@imbriumsystems.com



7037 Ridge Road, Suite 350, Hanover, MD 21076
USA 888-279-8826 CA 800-956-4801 INTL +1-410-960-9900

Imbrium® Filter

THIS PRODUCT MAY BE PROTECTED BY ONE OR MORE OF THE FOLLOWING PATENTS: U.S. PATENT NOS. 7,922,000; 7,922,001; 7,922,002; 7,922,003; 7,922,004; 7,922,005; 7,922,006; 7,922,007; 7,922,008; 7,922,009; 7,922,010; 7,922,011; 7,922,012; 7,922,013; 7,922,014; 7,922,015; 7,922,016; 7,922,017; 7,922,018; 7,922,019; 7,922,020; 7,922,021; 7,922,022; 7,922,023; 7,922,024; 7,922,025; 7,922,026; 7,922,027; 7,922,028; 7,922,029; 7,922,030; 7,922,031; 7,922,032; 7,922,033; 7,922,034; 7,922,035; 7,922,036; 7,922,037; 7,922,038; 7,922,039; 7,922,040; 7,922,041; 7,922,042; 7,922,043; 7,922,044; 7,922,045; 7,922,046; 7,922,047; 7,922,048; 7,922,049; 7,922,050; 7,922,051; 7,922,052; 7,922,053; 7,922,054; 7,922,055; 7,922,056; 7,922,057; 7,922,058; 7,922,059; 7,922,060; 7,922,061; 7,922,062; 7,922,063; 7,922,064; 7,922,065; 7,922,066; 7,922,067; 7,922,068; 7,922,069; 7,922,070; 7,922,071; 7,922,072; 7,922,073; 7,922,074; 7,922,075; 7,922,076; 7,922,077; 7,922,078; 7,922,079; 7,922,080; 7,922,081; 7,922,082; 7,922,083; 7,922,084; 7,922,085; 7,922,086; 7,922,087; 7,922,088; 7,922,089; 7,922,090; 7,922,091; 7,922,092; 7,922,093; 7,922,094; 7,922,095; 7,922,096; 7,922,097; 7,922,098; 7,922,099; 7,922,100; 7,922,101; 7,922,102; 7,922,103; 7,922,104; 7,922,105; 7,922,106; 7,922,107; 7,922,108; 7,922,109; 7,922,110; 7,922,111; 7,922,112; 7,922,113; 7,922,114; 7,922,115; 7,922,116; 7,922,117; 7,922,118; 7,922,119; 7,922,120; 7,922,121; 7,922,122; 7,922,123; 7,922,124; 7,922,125; 7,922,126; 7,922,127; 7,922,128; 7,922,129; 7,922,130; 7,922,131; 7,922,132; 7,922,133; 7,922,134; 7,922,135; 7,922,136; 7,922,137; 7,922,138; 7,922,139; 7,922,140; 7,922,141; 7,922,142; 7,922,143; 7,922,144; 7,922,145; 7,922,146; 7,922,147; 7,922,148; 7,922,149; 7,922,150; 7,922,151; 7,922,152; 7,922,153; 7,922,154; 7,922,155; 7,922,156; 7,922,157; 7,922,158; 7,922,159; 7,922,160; 7,922,161; 7,922,162; 7,922,163; 7,922,164; 7,922,165; 7,922,166; 7,922,167; 7,922,168; 7,922,169; 7,922,170; 7,922,171; 7,922,172; 7,922,173; 7,922,174; 7,922,175; 7,922,176; 7,922,177; 7,922,178; 7,922,179; 7,922,180; 7,922,181; 7,922,182; 7,922,183; 7,922,184; 7,922,185; 7,922,186; 7,922,187; 7,922,188; 7,922,189; 7,922,190; 7,922,191; 7,922,192; 7,922,193; 7,922,194; 7,922,195; 7,922,196; 7,922,197; 7,922,198; 7,922,199; 7,922,200; 7,922,201; 7,922,202; 7,922,203; 7,922,204; 7,922,205; 7,922,206; 7,922,207; 7,922,208; 7,922,209; 7,922,210; 7,922,211; 7,922,212; 7,922,213; 7,922,214; 7,922,215; 7,922,216; 7,922,217; 7,922,218; 7,922,219; 7,922,220; 7,922,221; 7,922,222; 7,922,223; 7,922,224; 7,922,225; 7,922,226; 7,922,227; 7,922,228; 7,922,229; 7,922,230; 7,922,231; 7,922,232; 7,922,233; 7,922,234; 7,922,235; 7,922,236; 7,922,237; 7,922,238; 7,922,239; 7,922,240; 7,922,241; 7,922,242; 7,922,243; 7,922,244; 7,922,245; 7,922,246; 7,922,247; 7,922,248; 7,922,249; 7,922,250; 7,922,251; 7,922,252; 7,922,253; 7,922,254; 7,922,255; 7,922,256; 7,922,257; 7,922,258; 7,922,259; 7,922,260; 7,922,261; 7,922,262; 7,922,263; 7,922,264; 7,922,265; 7,922,266; 7,922,267; 7,922,268; 7,922,269; 7,922,270; 7,922,271; 7,922,272; 7,922,273; 7,922,274; 7,922,275; 7,922,276; 7,922,277; 7,922,278; 7,922,279; 7,922,280; 7,922,281; 7,922,282; 7,922,283; 7,922,284; 7,922,285; 7,922,286; 7,922,287; 7,922,288; 7,922,289; 7,922,290; 7,922,291; 7,922,292; 7,922,293; 7,922,294; 7,922,295; 7,922,296; 7,922,297; 7,922,298; 7,922,299; 7,922,300; 7,922,301; 7,922,302; 7,922,303; 7,922,304; 7,922,305; 7,922,306; 7,922,307; 7,922,308; 7,922,309; 7,922,310; 7,922,311; 7,922,312; 7,922,313; 7,922,314; 7,922,315; 7,922,316; 7,922,317; 7,922,318; 7,922,319; 7,922,320; 7,922,321; 7,922,322; 7,922,323; 7,922,324; 7,922,325; 7,922,326; 7,922,327; 7,922,328; 7,922,329; 7,922,330; 7,922,331; 7,922,332; 7,922,333; 7,922,334; 7,922,335; 7,922,336; 7,922,337; 7,922,338; 7,922,339; 7,922,340; 7,922,341; 7,922,342; 7,922,343; 7,922,344; 7,922,345; 7,922,346; 7,922,347; 7,922,348; 7,922,349; 7,922,350; 7,922,351; 7,922,352; 7,922,353; 7,922,354; 7,922,355; 7,922,356; 7,922,357; 7,922,358; 7,922,359; 7,922,360; 7,922,361; 7,922,362; 7,922,363; 7,922,364; 7,922,365; 7,922,366; 7,922,367; 7,922,368; 7,922,369; 7,922,370; 7,922,371; 7,922,372; 7,922,373; 7,922,374; 7,922,375; 7,922,376; 7,922,377; 7,922,378; 7,922,379; 7,922,380; 7,922,381; 7,922,382; 7,922,383; 7,922,384; 7,922,385; 7,922,386; 7,922,387; 7,922,388; 7,922,389; 7,922,390; 7,922,391; 7,922,392; 7,922,393; 7,922,394; 7,922,395; 7,922,396; 7,922,397; 7,922,398; 7,922,399; 7,922,400; 7,922,401; 7,922,402; 7,922,403; 7,922,404; 7,922,405; 7,922,406; 7,922,407; 7,922,408; 7,922,409; 7,922,410; 7,922,411; 7,922,412; 7,922,413; 7,922,414; 7,922,415; 7,922,416; 7,922,417; 7,922,418; 7,922,419; 7,922,420; 7,922,421; 7,922,422; 7,922,423; 7,922,424; 7,922,425; 7,922,426; 7,922,427; 7,922,428; 7,922,429; 7,922,430; 7,922,431; 7,922,432; 7,922,433; 7,922,434; 7,922,435; 7,922,436; 7,922,437; 7,922,438; 7,922,439; 7,922,440; 7,922,441; 7,922,442; 7,922,443; 7,922,444; 7,922,445; 7,922,446; 7,922,447; 7,922,448; 7,922,449; 7,922,450; 7,922,451; 7,922,452; 7,922,453; 7,922,454; 7,922,455; 7,922,456; 7,922,457; 7,922,458; 7,922,459; 7,922,460; 7,922,461; 7,922,462; 7,922,463; 7,922,464; 7,922,465; 7,922,466; 7,922,467; 7,922,468; 7,922,469; 7,922,470; 7,922,471; 7,922,472; 7,922,473; 7,922,474; 7,922,475; 7,922,476; 7,922,477; 7,922,478; 7,922,479; 7,922,480; 7,922,481; 7,922,482; 7,922,483; 7,922,484; 7,922,485; 7,922,486; 7,922,487; 7,922,488; 7,922,489; 7,922,490; 7,922,491; 7,922,492; 7,922,493; 7,922,494; 7,922,495; 7,922,496; 7,922,497; 7,922,498; 7,922,499; 7,922,500; 7,922,501; 7,922,502; 7,922,503; 7,922,504; 7,922,505; 7,922,506; 7,922,507; 7,922,508; 7,922,509; 7,922,510; 7,922,511; 7,922,512; 7,922,513; 7,922,514; 7,922,515; 7,922,516; 7,922,517; 7,922,518; 7,922,519; 7,922,520; 7,922,521; 7,922,522; 7,922,523; 7,922,524; 7,922,525; 7,922,526; 7,922,527; 7,922,528; 7,922,529; 7,922,530; 7,922,531; 7,922,532; 7,922,533; 7,922,534; 7,922,535; 7,922,536; 7,922,537; 7,922,538; 7,922,539; 7,922,540; 7,922,541; 7,922,542; 7,922,543; 7,922,544; 7,922,545; 7,922,546; 7,922,547; 7,922,548; 7,922,549; 7,922,550; 7,922,551; 7,922,552; 7,922,553; 7,922,554; 7,922,555; 7,922,556; 7,922,557; 7,922,558; 7,922,559; 7,922,560; 7,922,561; 7,922,562; 7,922,563; 7,922,564; 7,922,565; 7,922,566; 7,922,567; 7,922,568; 7,922,569; 7,922,570; 7,922,571; 7,922,572; 7,922,573; 7,922,574; 7,922,575; 7,922,576; 7,922,577; 7,922,578; 7,922,579; 7,922,580; 7,922,581; 7,922,582; 7,922,583; 7,922,584; 7,922,585; 7,922,586; 7,922,587; 7,922,588; 7,922,589; 7,922,590; 7,922,591; 7,922,592; 7,922,593; 7,922,594; 7,922,595; 7,922,596; 7,922,597; 7,922,598; 7,922,599; 7,922,600; 7,922,601; 7,922,602; 7,922,603; 7,922,604; 7,922,605; 7,922,606; 7,922,607; 7,922,608; 7,922,609; 7,922,610; 7,922,611; 7,922,612; 7,922,613; 7,922,614; 7,922,615; 7,922,616; 7,922,617; 7,922,618; 7,922,619; 7,922,620; 7,922,621; 7,922,622; 7,922,623; 7,922,624; 7,922,625; 7,922,626; 7,922,627; 7,922,628; 7,922,629; 7,922,630; 7,922,631