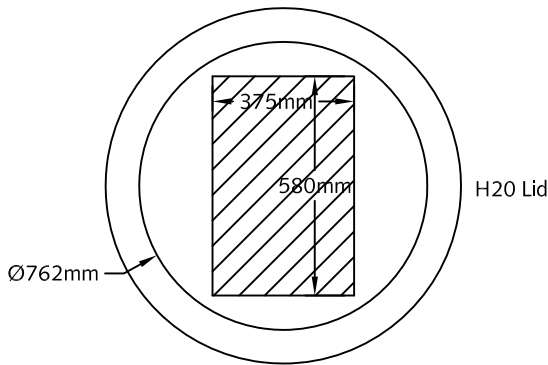
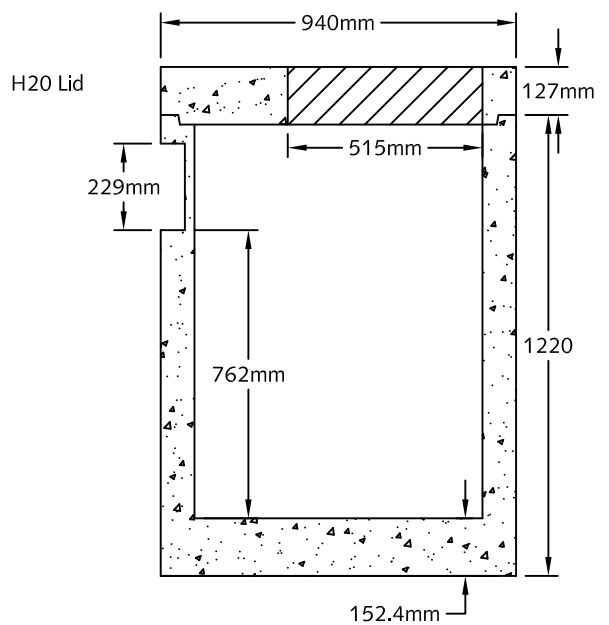
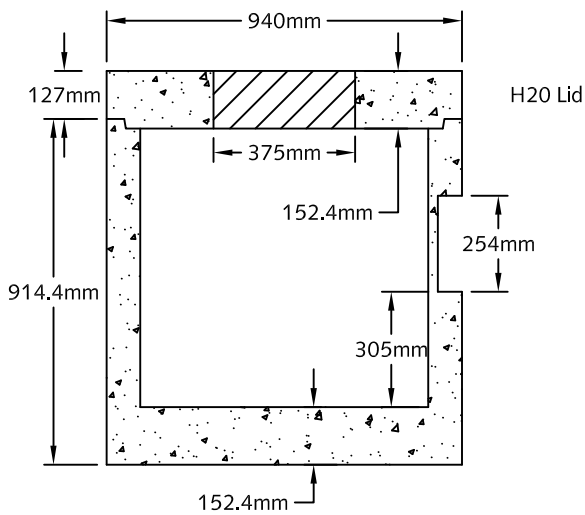
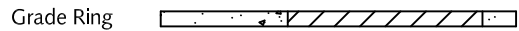
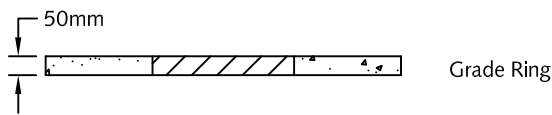
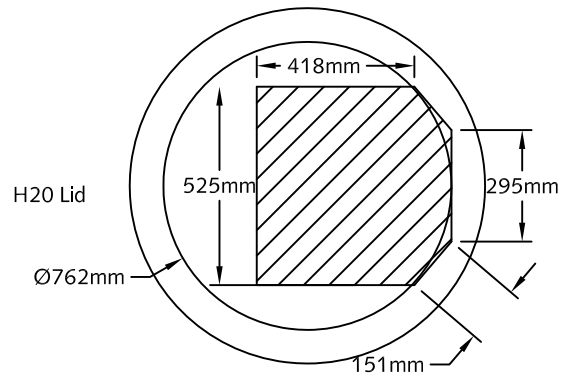


MINISTRY OF HIGHWAYS
750 mm CATCH BASIN



750 mm SIDE INLET
CATCH BASIN



WEIGHTS

SUMP	765 kgs
H20 LID	170 kgs
GRADE RING	60 kgs

WEIGHTS

SUMP	960 kgs
H20 LID	160 kgs
GRADE RING	46 kgs

Notes:

1. Sections are manufactured to ASTM C478 specifications
2. Lids and Sumps are interchangeable



Quality Assurance of products manufactured by The Langley Concrete Group has been verified by the following third party certification programs:



The LANGLEY CONCRETE Group of Companies
www.langleyconcretegroup.com

DESCRIPTION:

Catch Basin Details
Vancouver Island

DRAWN BY: WED	JOB NO.: N/A
CHK BY:	DWG NO: CBV-2
DATE: April 1998	REV. BY:
SCALE: 1:20	

This drawing is the property of the Langley Concrete Group of Companies. All information contained herein is confidential and may not be used in whole or in part without written permission from the owner.

LCG Products are held to the governing ASTM, and CSA specification & tolerances.

LANGLEY (604) 533-1656 VICTORIA (250) 478-9581 CHILLIWACK 1-800 667-9600