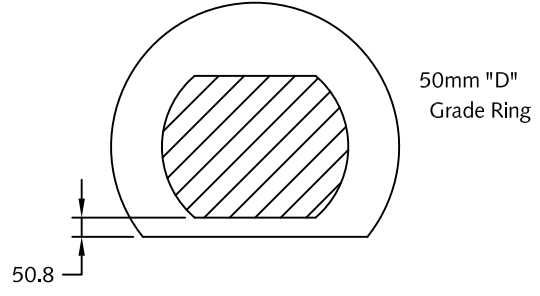
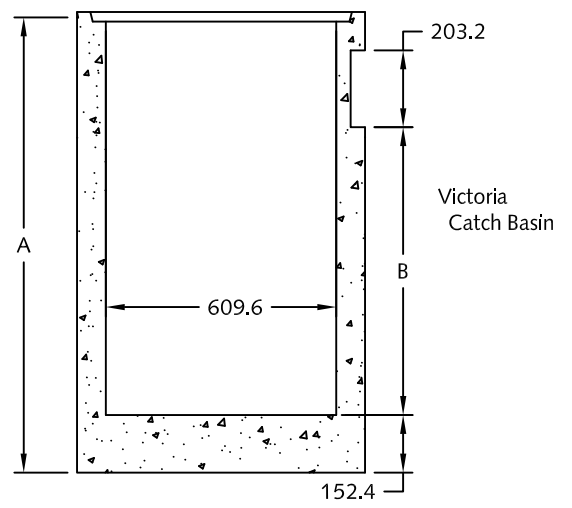
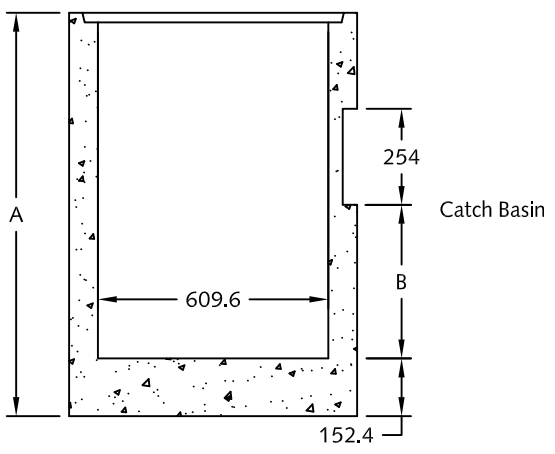
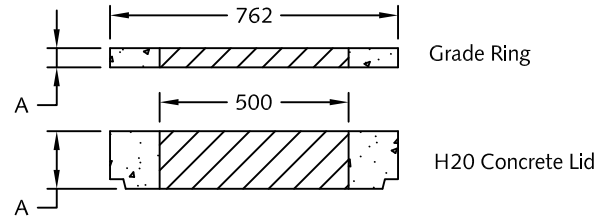
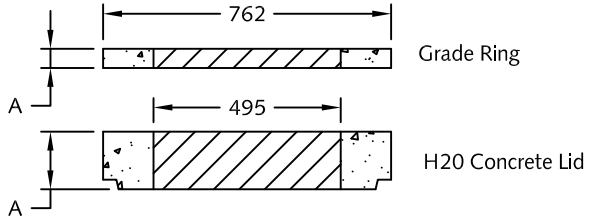
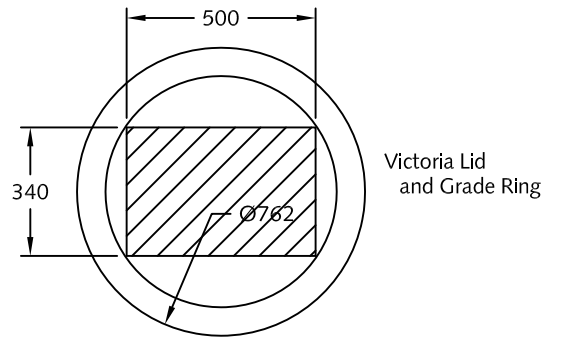
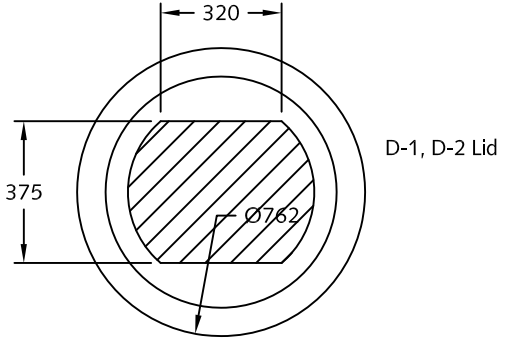


600 mm diameter Catch Basin Data				
Type	Diameter	Weight	A	B
	mm	kg	mm	mm
D-1	600	570	1067	406
D-2	600	680	1220	559
Victoria	600	680	1220	762
D-1, D-2 Lids	600	132	152	N/A
Victoria Grade Ring	600	28	40	N/A
"D" Grade Ring	600	30	50	N/A



- Notes:
1. Sections are manufactured to ASTM C478 specifications
 2. Lids and Sumps are interchangeable
 3. All dimensions are in millimeters



Quality Assurance of products manufactured by The Langley Concrete Group has been verified by the following third party certification programs:



The LANGLEY CONCRETE Group of Companies
www.langleyconcretegroup.com

DESCRIPTION:
**600mm Catch Basin Details
Vancouver Island**

LANGLEY (604) 533-1656 VICTORIA (250) 478-9581 CHILLIWACK 1-800 667-9600

DRAWN BY: WED	JOB NO.: N/A
CHK BY:	DWG NO: CBV-1
DATE: Sept. 1998	REV. BY:
SCALE: 1:20	
<small>This drawing is the property of the Langley Concrete Group of Companies. All information contained herein is confidential and may not be used in whole or in part without written permission from the owner.</small>	
LCG Products are held to the governing ASTM, and CSA specification & tolerances.	