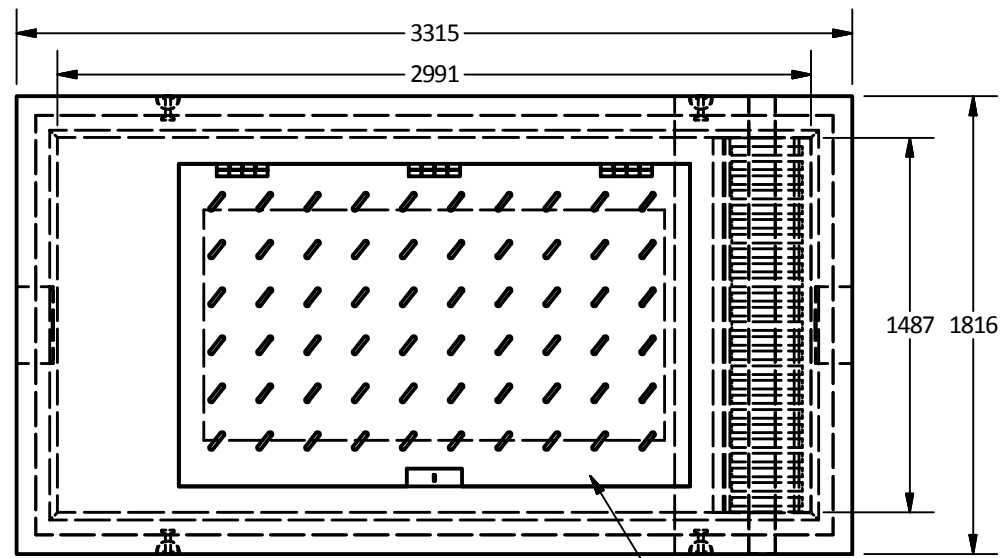


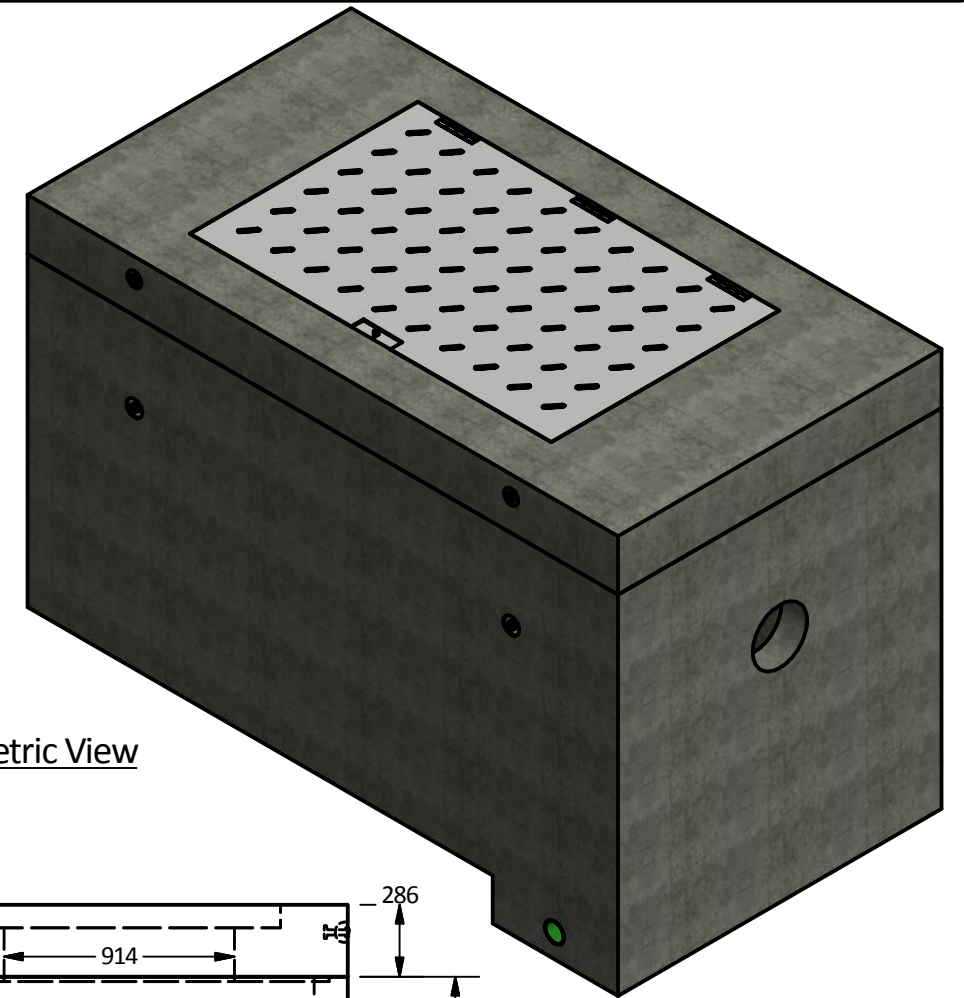
PART LIST			
ITEM	QTY	PART NUMBER	WEIGHT
1	1	3151.5 Vault - Bottom Section	8,200 kg.
2	1	3151.5 Vault - Lid	3,000 kg. w/Clear Opening

- Notes:
- 3151.5 Reinforced concrete water meter chamber is built as shown.
 - Unit designed to withstand AASHTO HS20 / BCL-625 live loading.
 - Concrete vault designed for the following earth covers:
 - Minimum: 0 m.
 - Maximum: 2.5 m.
 - Lid supplied with opening for access as required.
 - Unit supplied with cores for inlet/outlet as required.
 - Unit supplied with ladder rungs as required.
 - Unit supplied with lifting insert as required.
 - Bottom chamber supplied with trench complete w/ grate as shown.
 - Unit supplied with $\varnothing 102$ mm drainage hole as shown.
 - Minimum rebar yield strength: 414 MPa.
 - Minimum concrete strength: 35 MPa.
 - Vault interior can be supplied with white paint for improved visibility/cleanliness and damproofed exterior using CS-55 or approved equivalent.
 - All dimensions are in millimeters.

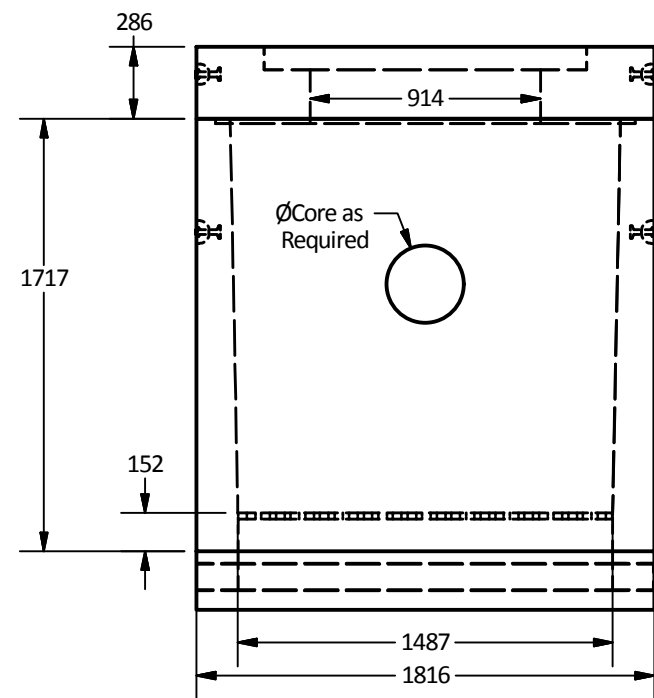


Plan View

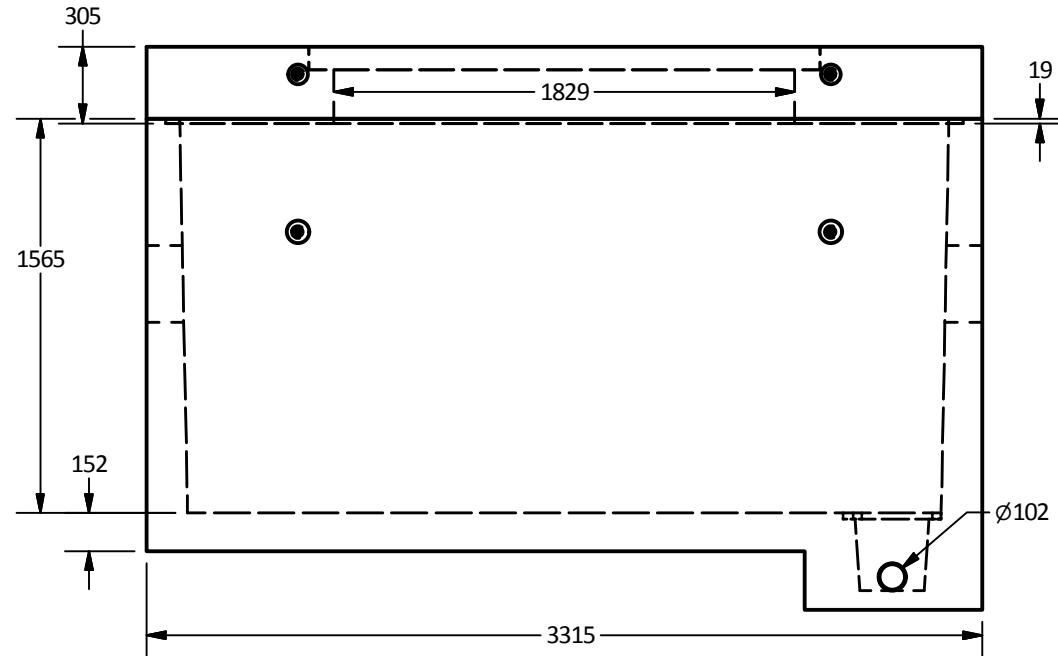
Unit Supplied with Hatch as Required



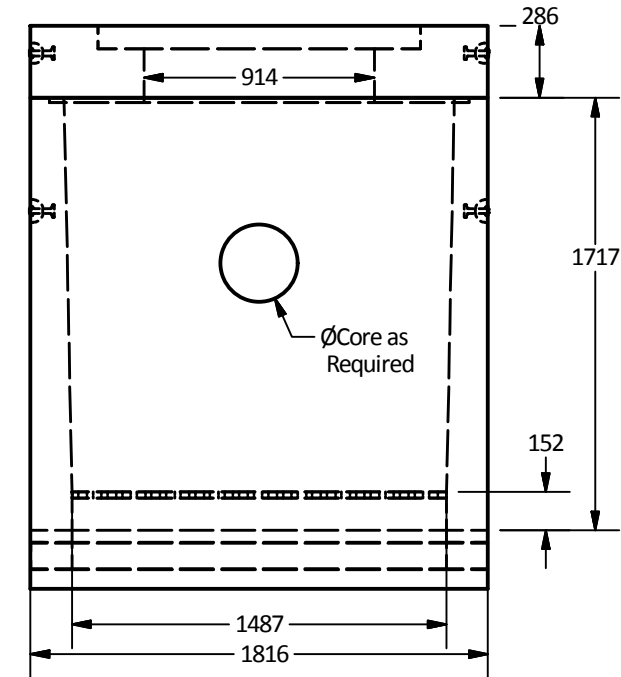
Isometric View



West View



Elevation View



East View

Langley Concrete Group is a certified Q-Cast Plant, an American Concrete Pipe Association Third Party Certification for the manufacture of Pipe, Manhole, Box Culvert & Precast Items.



Quality Assurance of products manufactured by The Langley Concrete Group has been verified by the following third party certification programs



All Dimensions are in Millimeters. Unless otherwise Stated

Projection Method: THIRD ANGLE



LANGLEY (604) 533-1656
VICTORIA (250) 478-9581
CHILLIWACK 1-800 667-9600

This drawing is the property of the Langley Concrete Group of Companies. All information contained herein is confidential and may not be used in whole or in part without written permission from the owner

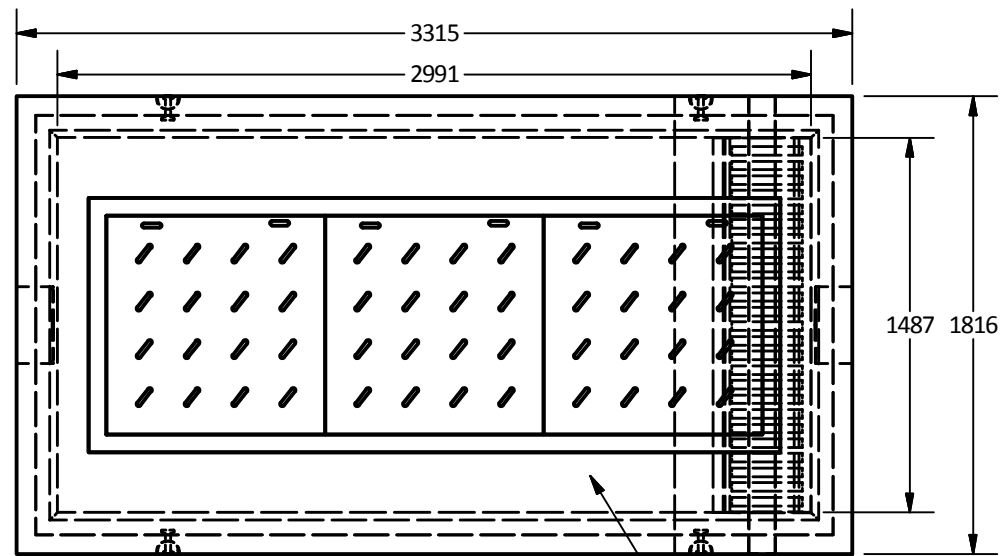
DESCRIPTION:

3151.5
Water Meter Chamber

DRAWN BY: SR	JOB NO.
CHK BY: KS	DWG NO: 3151.5-WM
DATE: Aug.17, 2018	
SCALE: 1:30	
SIZE 11 x 17	REV.
	SHEET 1 OF 1

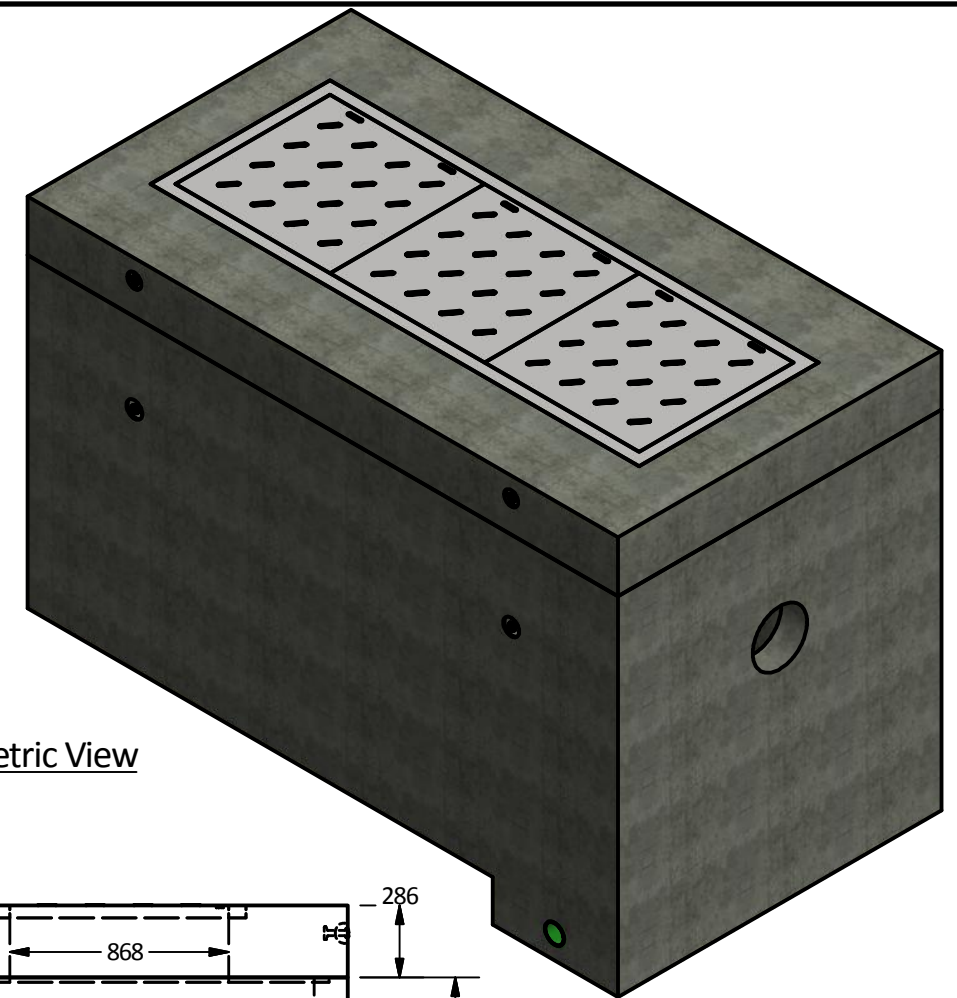
PART LIST			
ITEM	QTY	PART NUMBER	WEIGHT
1	1	3151.5 Vault - Bottom Section	8,200 kg.
2	1	3151.5 Vault - Lid	3,000 kg. w/Clear Opening

- Notes:
- 3151.5 Reinforced concrete water meter chamber is built as shown.
 - Unit designed to withstand AASHTO HS20 / BCL-625 live loading.
 - Concrete vault designed for the following earth covers:
 - Minimum: 0 m.
 - Maximum: 2.5 m.
 - Lid supplied with opening for access as required.
 - Unit supplied with cores for inlet/outlet as required.
 - Unit supplied with lifting insert as required.
 - Bottom chamber supplied with trench complete w/ grate as shown.
 - Unit supplied with $\varnothing 102$ mm drainage hole as shown.
 - Minimum rebar yield strength: 414 MPa.
 - Minimum concrete strength: 35 MPa.
 - Vault interior can be supplied with white paint for improved visibility/cleanliness and dampproofed exterior using CS-55 or approved equivalent.
 - All dimensions are in millimeters.

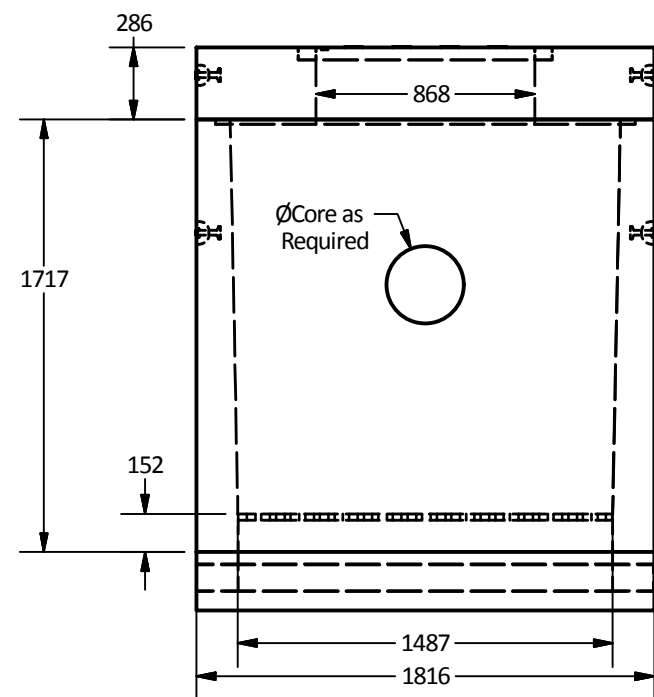


Plan View

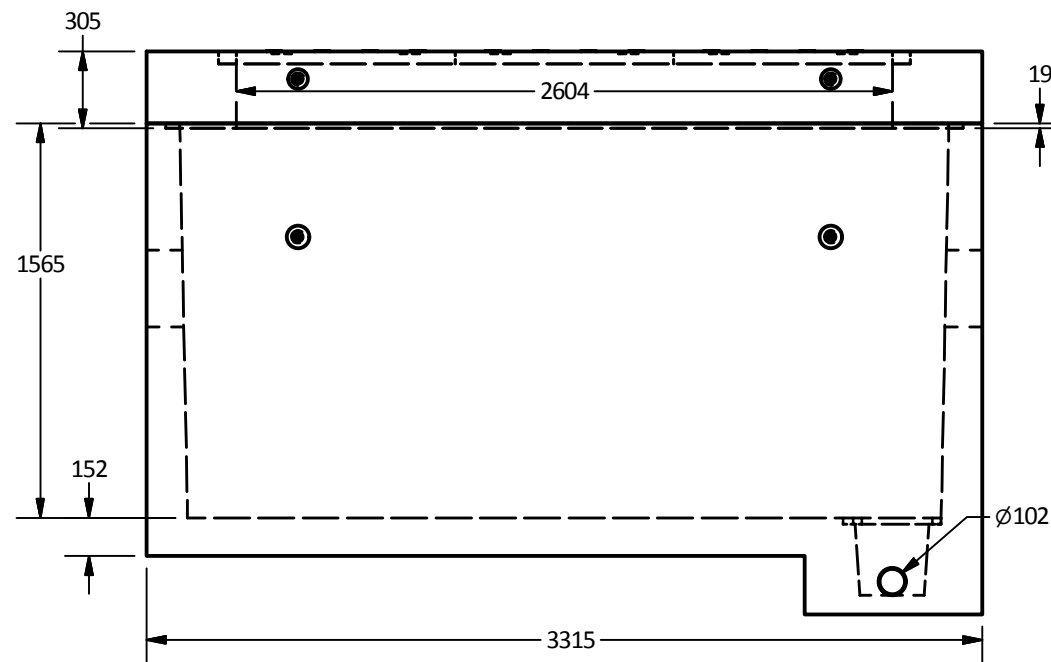
Unit Supplied with Hatch as Required



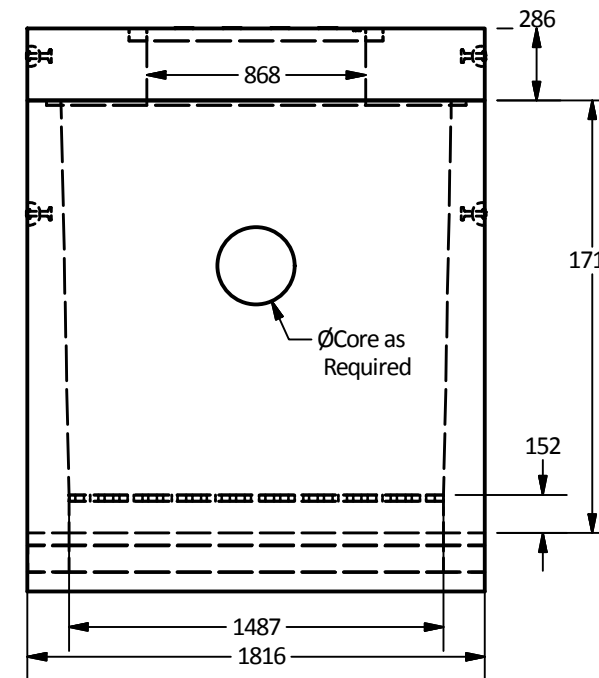
Isometric View



West View



Elevation View



East View

Langley Concrete Group is a certified Q-Cast Plant, an American Concrete Pipe Association Third Party Certification for the manufacture of Pipe, Manhole, Box Culvert & Precast Items.



Quality Assurance of products manufactured by The Langley Concrete Group has been verified by the following third party certification programs



All Dimensions are in Millimeters. Unless otherwise Stated

Projection Method: THIRD ANGLE



LANGLEY (604) 533-1656
VICTORIA (250) 478-9581
CHILLIWACK 1-800 667-9600

This drawing is the property of the Langley Concrete Group of Companies. All information contained herein is confidential and may not be used in whole or in part without written permission from the owner

DESCRIPTION:

3151.5
Water Meter Chamber
with Triple Door Hatch

DRAWN BY:
SR

JOB NO.

CHK BY:
KS

DWG NO:
3151.5-WM-2.0

DATE:
Aug.17, 2018

SCALE:
1:30

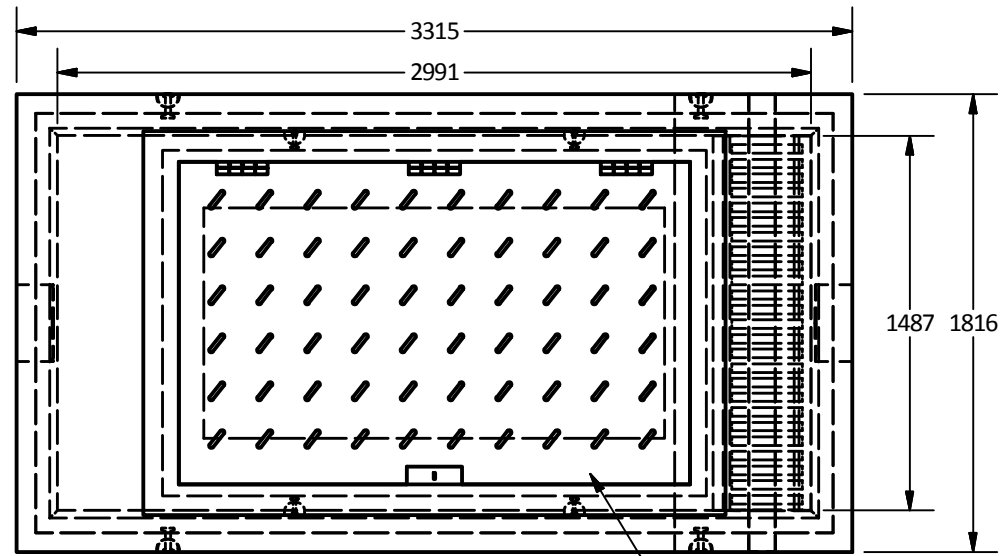
SIZE
11 x 17

REV.

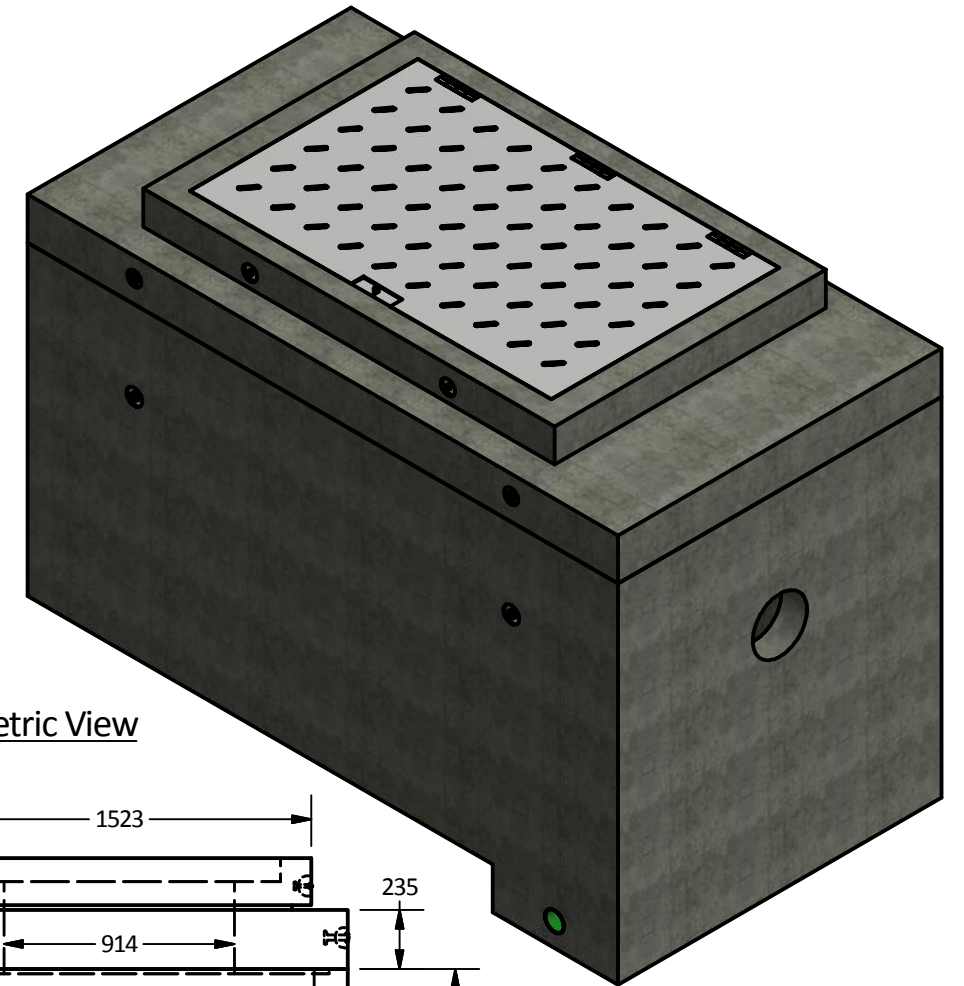
SHEET 1 OF 1

PART LIST			
ITEM	QTY	PART NUMBER	WEIGHT
1	1	3151.5 Vault - Bottom Section	8,200 kg.
2	1	3151.5 Vault - Lid	2,700 kg. w/Clear Opening
3	1	2121 Collar	690 kg. w/ Clear Opening

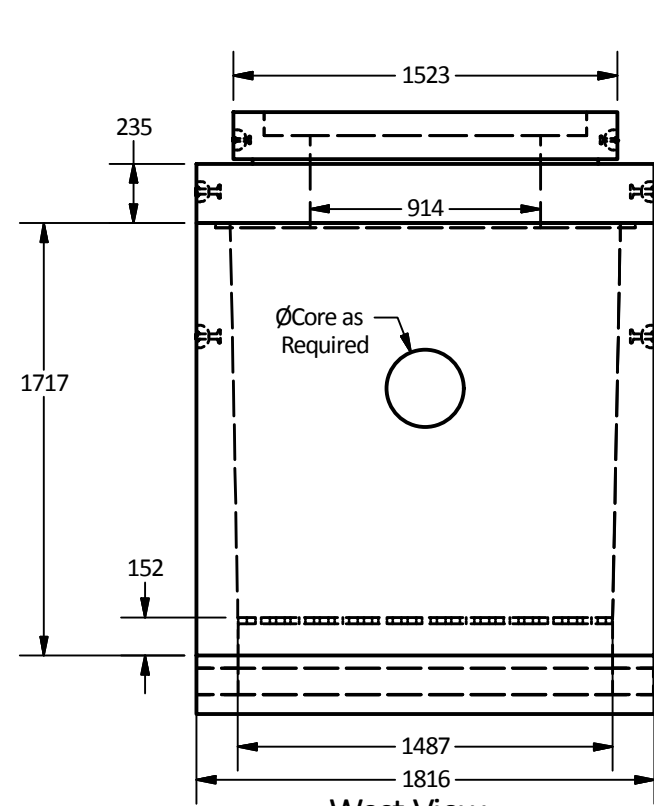
- Notes:
- 3151.5 Reinforced concrete water meter chamber is built as shown.
 - Unit designed to withstand AASHTO HS20 / BCL-625 live loading.
 - Concrete vault designed for the following earth covers:
 - Minimum: 0 m.
 - Maximum: 2.5 m.
 - Lid supplied with opening for access as required.
 - Unit supplied with cores for inlet/outlet as required.
 - Unit supplied with lifting insert as required.
 - Bottom chamber supplied with trench complete w/ grate as shown.
 - Unit supplied with $\varnothing 102$ mm drainage hole as shown.
 - Minimum rebar yield strength: 414 MPa.
 - Minimum concrete strength: 35 MPa.
 - Vault interior can be supplied with white paint for improved visibility/cleanliness and dampproofed exterior using CS-55 or approved equivalent.
 - All dimensions are in millimeters.



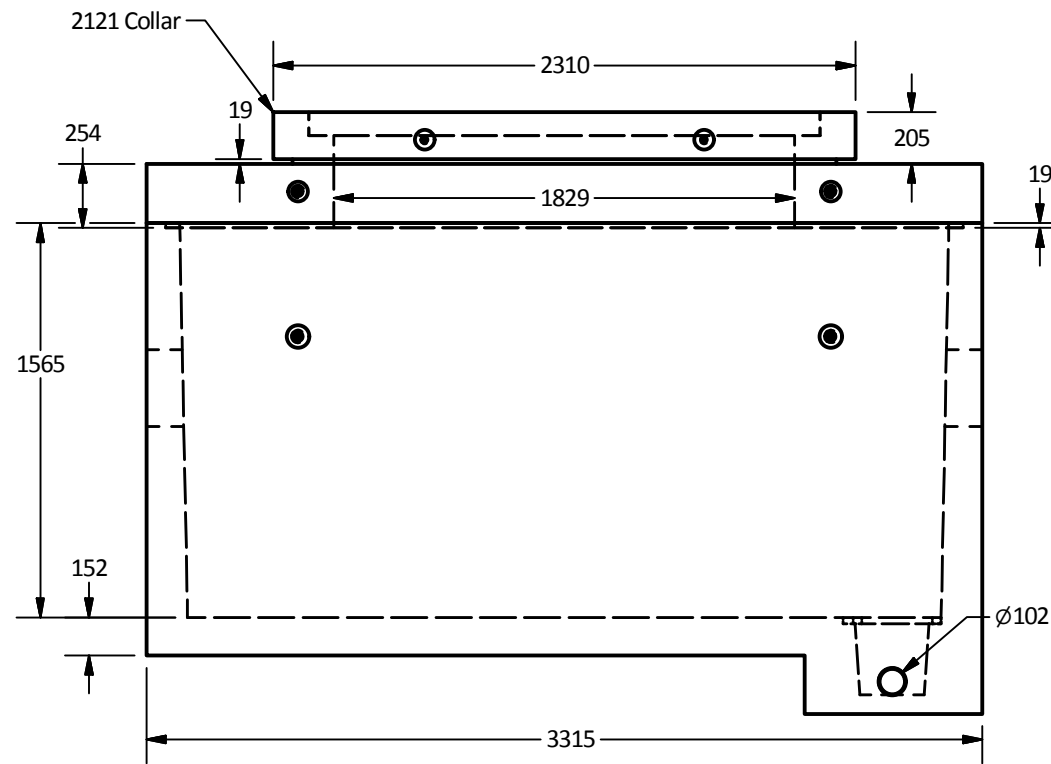
Plan View



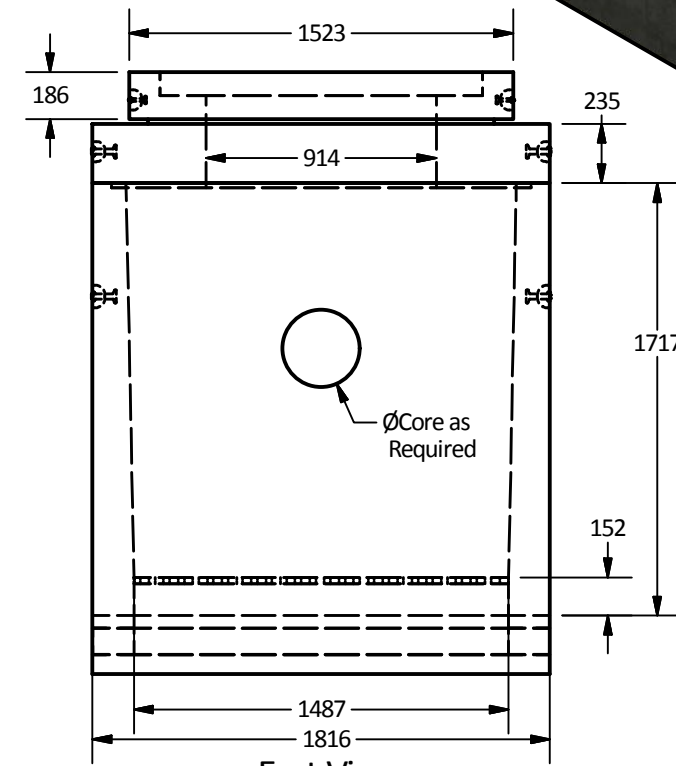
Isometric View



West View



Elevation View



East View

Langley Concrete Group is a certified Q-Cast Plant, an American Concrete Pipe Association Third Party Certification for the manufacture of Pipe, Manhole, Box Culvert & Precast Items.



Quality Assurance of products manufactured by The Langley Concrete Group has been verified by the following third party certification programs



All Dimensions are in Millimeters. Unless otherwise Stated

Projection Method: THIRD ANGLE



LANGLEY (604) 533-1656
VICTORIA (250) 478-9581
CHILLIWACK 1-800 667-9600

This drawing is the property of the Langley Concrete Group of Companies. All information contained herein is confidential and may not be used in whole or in part without written permission from the owner

DESCRIPTION:

3151.5
Water Meter Chamber
with 2121 Collar

DRAWN BY:
SR

JOB NO.

CHK BY:
KS

DWG NO:
3151.5-WM-3.0

DATE:
Aug.17, 2018

SCALE:
1:30

SIZE
11 x 17

REV.

SHEET 1 OF 1