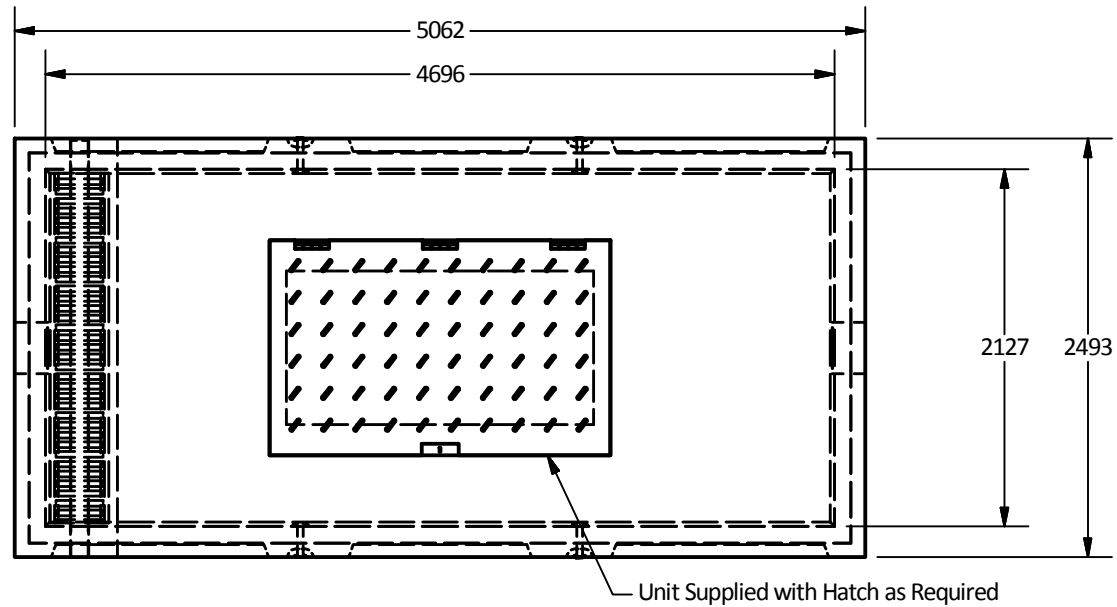


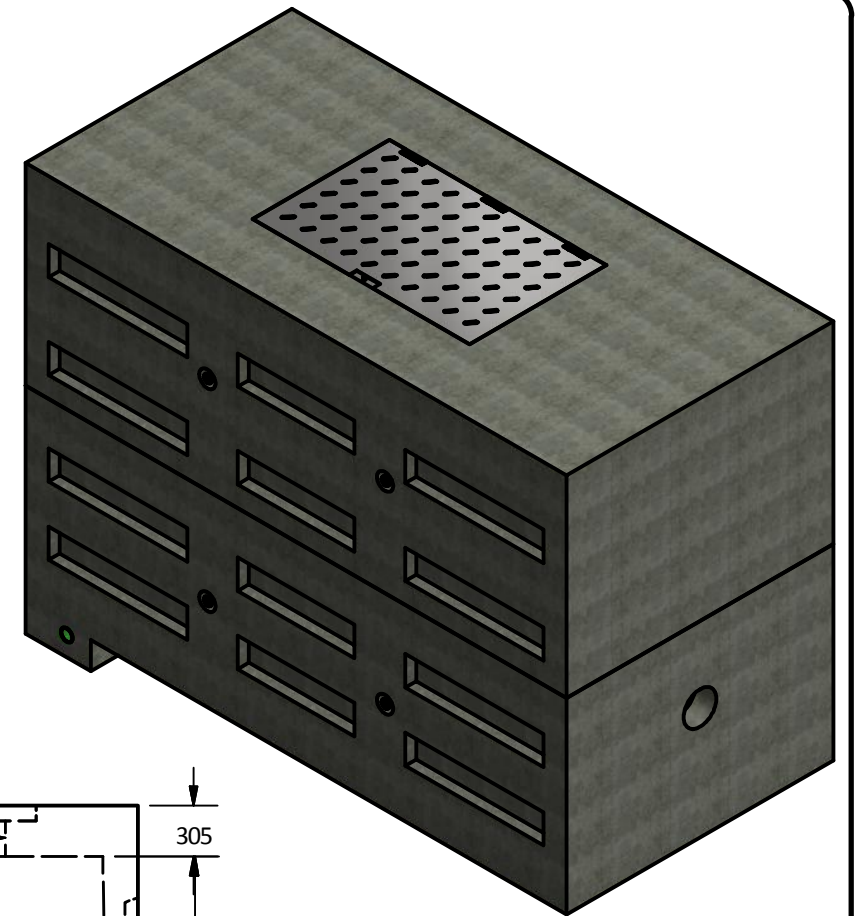
PART LIST			
ITEM	QTY	PART NUMBER	WEIGHT
1	1	4713 Chamber - Bottom	17,900 kg.
2	1	4713 Chamber - Top	21,600 kg.

Notes:

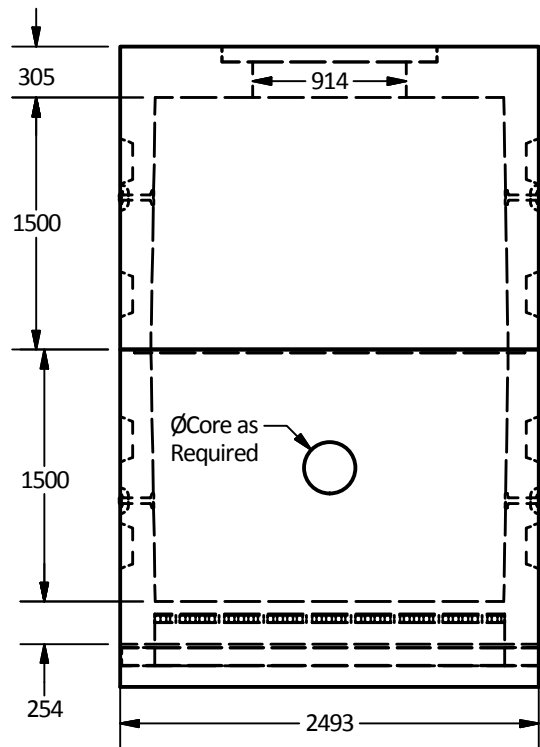
- 4713 Reinforced concrete water meter chamber is built as shown.
- Unit designed to withstand AASHTO HS20 / BCL-625 live loading.
- Concrete vault designed for the following earth covers:
 - Minimum: 0 m.
 - Maximum: 2.5 m.
- Unit supplied with cores for Inlet/Outlet as required.
- Unit supplied with opening for access as required.
- Unit supplied with ladder rungs as required.
- Unit supplied with lifting insert as required.
- Bottom chamber supplied with trench complete w/ grate as shown.
- Unit supplied with Ø102 mm drainage hole as shown.
- Minimum rebar yield strength: 414 MPa.
- Minimum concrete strength: 35 MPa.
- Vault interior can be supplied with white paint for improved visibility/cleanliness and dampproofed exterior using CS-55 or approved equivalent.
- All dimensions are in millimeters.



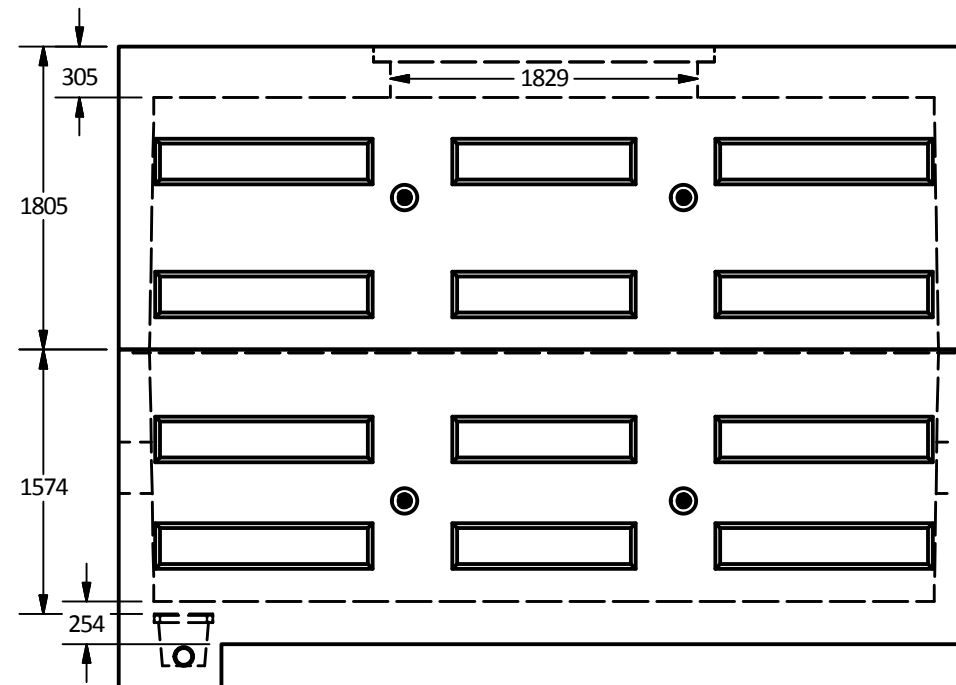
Plan View



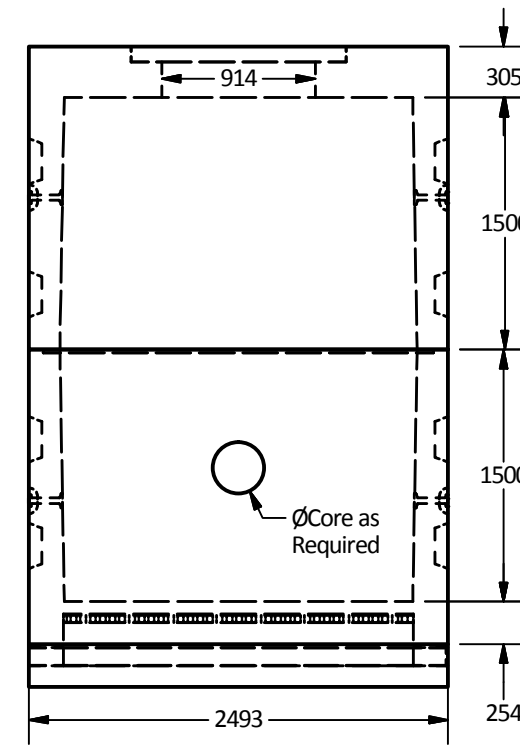
Isometric View



West View



Elevation View



East View

Langley Concrete Group is a certified Q-Cast Plant, an American Concrete Pipe Association Third Party Certification for the manufacture of Pipe, Manhole, Box Culvert & Precast Items.



All Dimensions are in Millimeters. Unless otherwise Stated

Projection Method: THIRD ANGLE



This drawing is the property of the Langley Concrete Group of Companies. All information contained herein is confidential and may not be used in whole or in part without written permission from the owner



www.langleyconcretegroup.com
 LANGLEY (604) 533-1656
 VICTORIA (250) 478-9581
 CHILLIWACK 1-800 667-9600

Quality Assurance of products manufactured by The Langley Concrete Group has been verified by the following third party certification programs



DESCRIPTION:

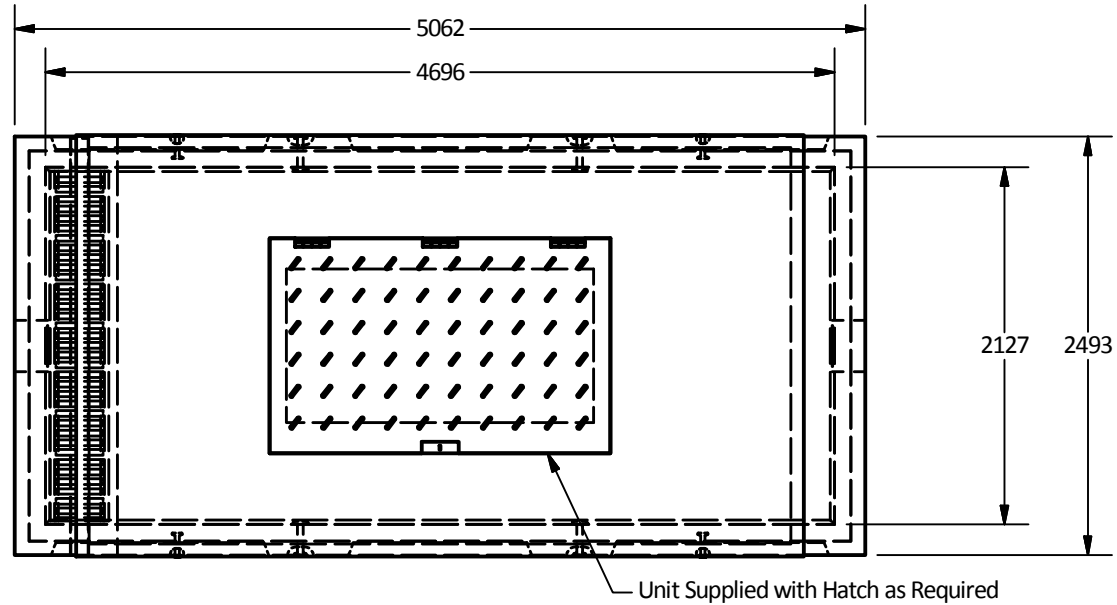
4713 Water Meter Chamber

DRAWN BY: SR	JOB NO.
CHK BY: KS	DWG NO: 4713-WM
DATE: Aug.23, 2018	
SCALE: 1:45	
SIZE 11 x 17	REV.
	SHEET 1 OF 1

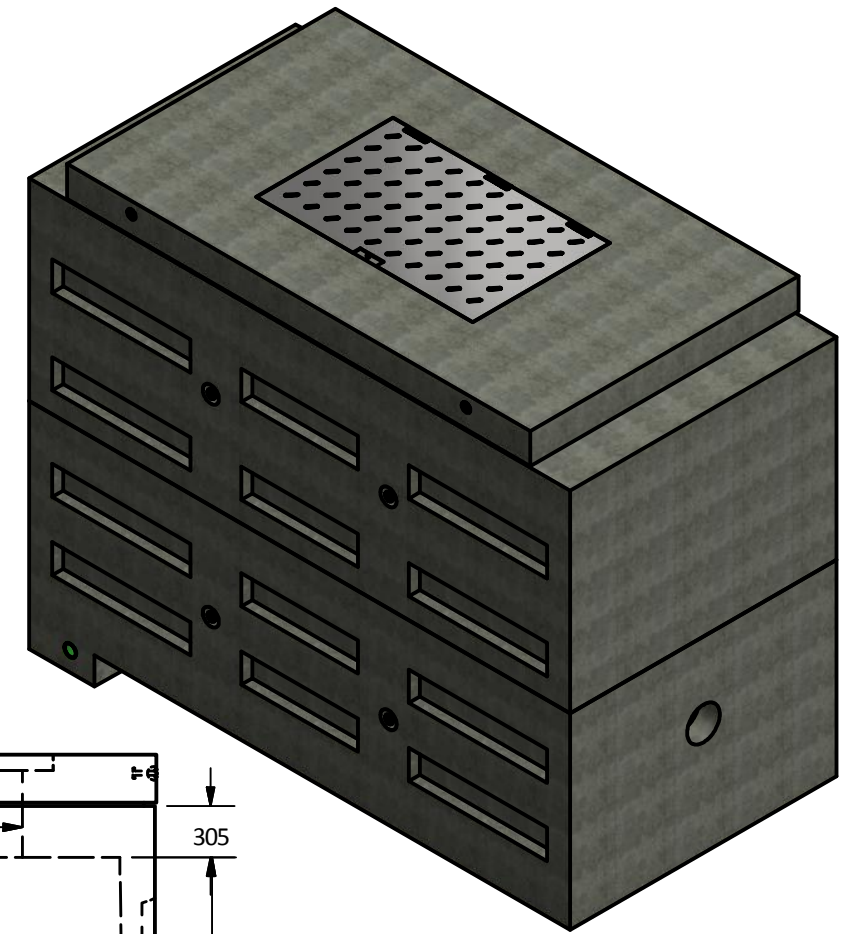
PART LIST			
ITEM	QTY	PART NUMBER	WEIGHT
1	1	4713 Chamber - Bottom	17,900 kg.
2	1	4713 Chamber - Top	21,600 kg.
3	1	4211 Collar	6,600 kg. w/Clear Opening

Notes:

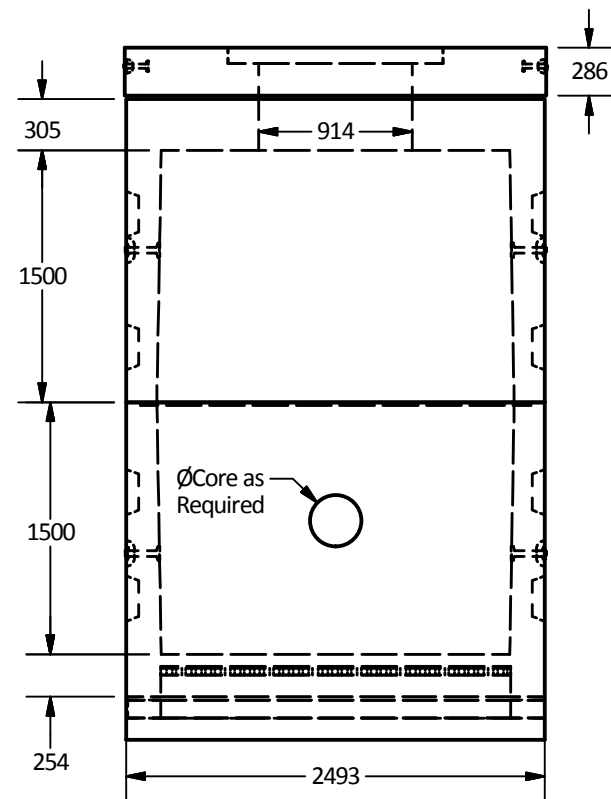
- 4713 Reinforced concrete water meter chamber is built as shown.
- Unit designed to withstand AASHTO HS20 / BCL-625 live loading.
- Concrete vault designed for the following earth covers:
 - Minimum: 0 m.
 - Maximum: 2.5 m.
- Unit supplied with cores for Inlet/Outlet as required.
- Unit supplied with opening for access as required.
- Unit supplied with ladder rungs as required.
- Unit supplied with lifting insert as required.
- Bottom chamber supplied with trench complete w/ grate as shown.
- Unit supplied with $\varnothing 102$ mm drainage hole as shown.
- Minimum rebar yield strength: 414 MPa.
- Minimum concrete strength: 35 MPa.
- Vault interior can be supplied with white paint for improved visibility/cleanliness and dampproofed exterior using CS-55 or approved equivalent.
- All dimensions are in millimeters.



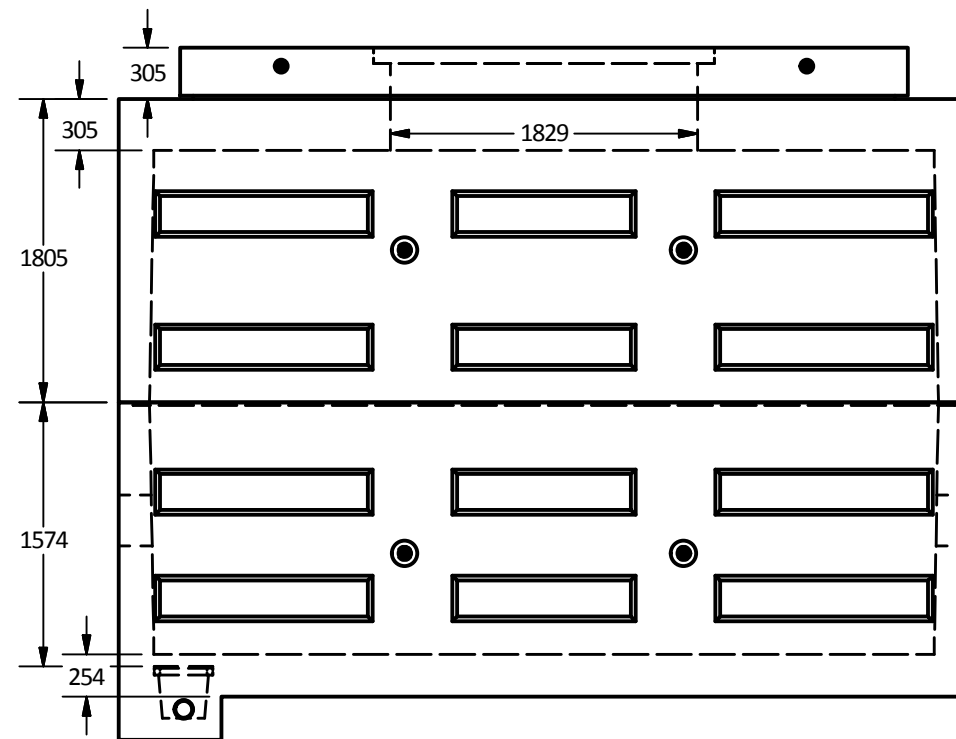
Plan View



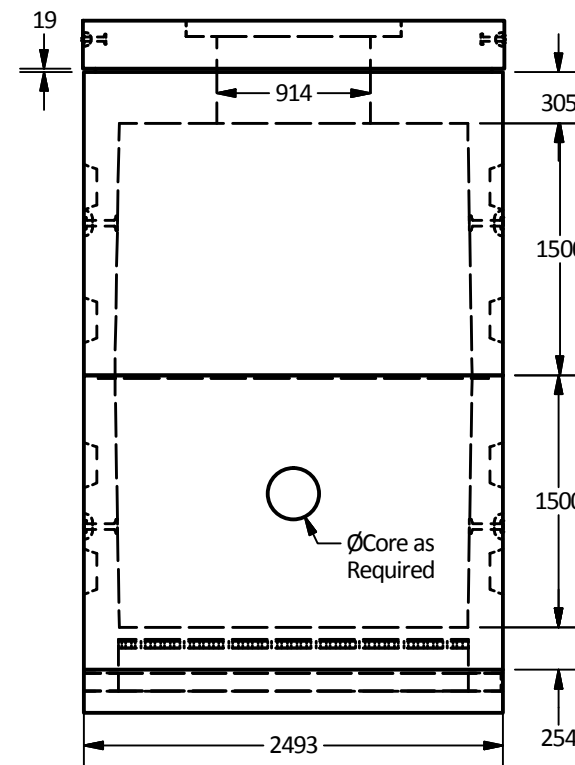
Isometric View



West View



Elevation View



East View

Langley Concrete Group is a certified Q-Cast Plant, an American Concrete Pipe Association Third Party Certification for the manufacture of Pipe, Manhole, Box Culvert & Precast Items.



All Dimensions are in Millimeters. Unless otherwise Stated

Projection Method: THIRD ANGLE



This drawing is the property of the Langley Concrete Group of Companies. All information contained herein is confidential and may not be used in whole or in part without written permission from the owner



www.langleyconcretegroup.com
 LANGLEY (604) 533-1656
 VICTORIA (250) 478-9581
 CHILLIWACK 1-800 667-9600

Quality Assurance of products manufactured by The Langley Concrete Group has been verified by the following third party certification programs



DESCRIPTION:

4713
 Water Meter Chamber
 with 4211 Collar and Double Door Hatch

DRAWN BY: SR

CHK BY: KS

DATE: Sep.07, 2018

SCALE: 1:45

SIZE: 11 x 17

REV.

JOB NO.

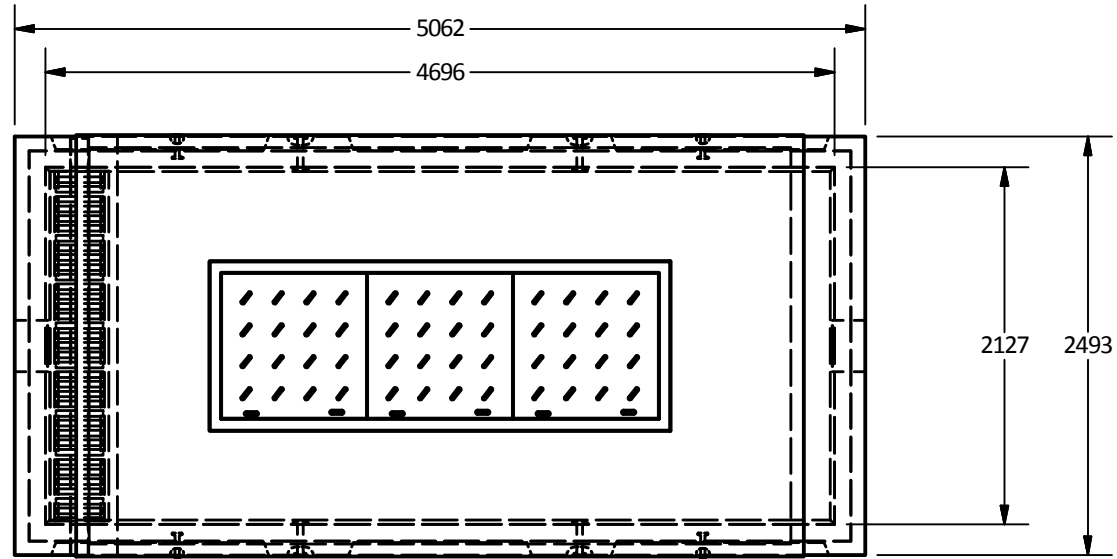
DWG NO: 4713-WM-2.0

SHEET 1 OF 1

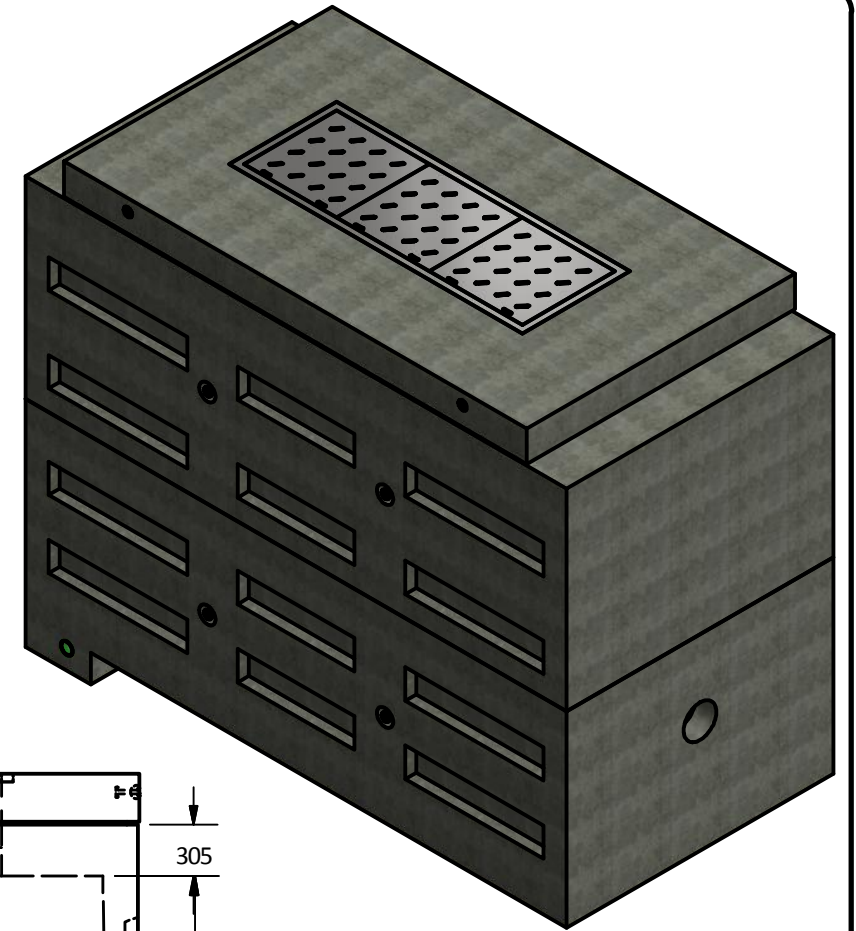
PART LIST			
ITEM	QTY	PART NUMBER	WEIGHT
1	1	4713 Chamber - Bottom	17,900 kg.
2	1	4713 Chamber - Top	21,600 kg.
3	1	4211 Collar	6,350 kg. w/Clear Opening

Notes:

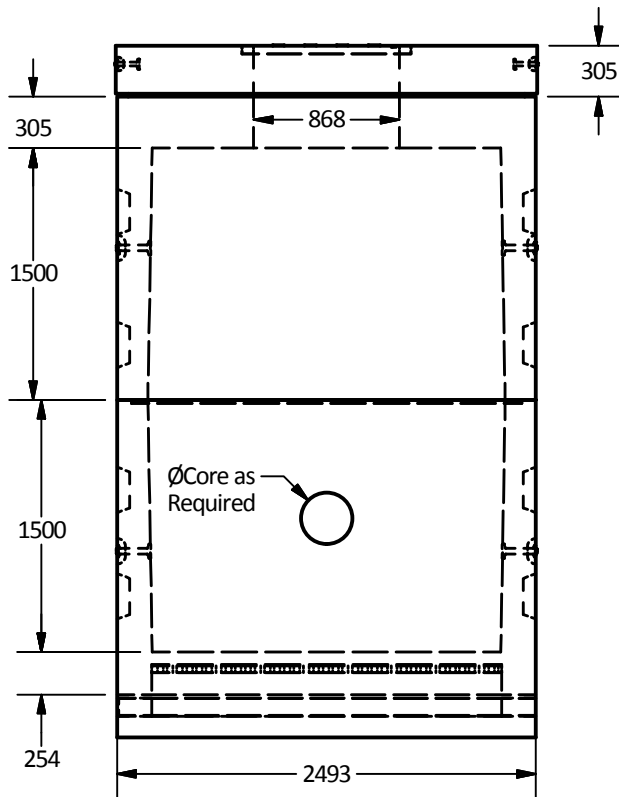
- 4713 Reinforced concrete water meter chamber is built as shown.
- Unit designed to withstand AASHTO HS20 / BCL-625 live loading.
- Concrete vault designed for the following earth covers:
 - Minimum: 0 m.
 - Maximum: 2.5 m.
- Unit supplied with cores for Inlet/Outlet as required.
- Unit supplied with opening for access as required.
- Unit supplied with ladder rungs as required.
- Unit supplied with lifting insert as required.
- Bottom chamber supplied with trench complete w/ grate as shown.
- Unit supplied with $\varnothing 102$ mm drainage hole as shown.
- Minimum rebar yield strength: 414 MPa.
- Minimum concrete strength: 35 MPa.
- Vault interior can be supplied with white paint for improved visibility/cleanliness and damproofed exterior using CS-55 or approved equivalent.
- All dimensions are in millimeters.



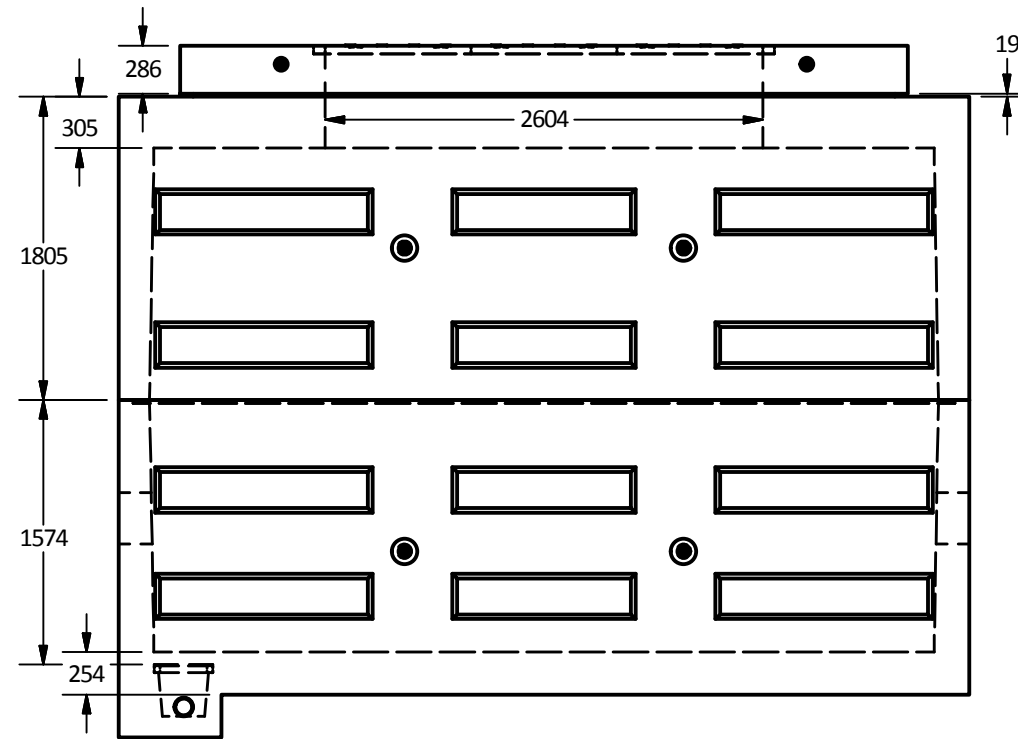
Plan View



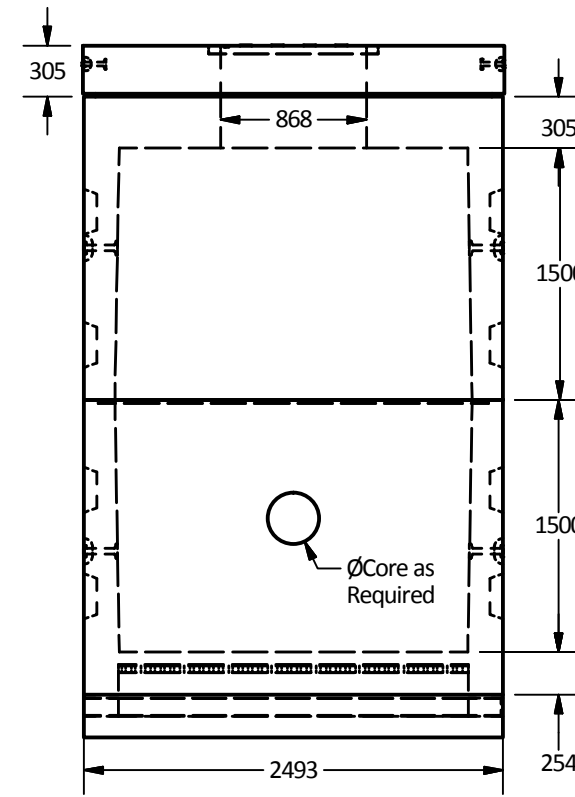
Isometric View



West View



Elevation View



East View

Langley Concrete Group is a certified Q-Cast Plant, an American Concrete Pipe Association Third Party Certification for the manufacture of Pipe, Manhole, Box Culvert & Precast Items.



All Dimensions are in Millimeters. Unless otherwise Stated

Projection Method: THIRD ANGLE



This drawing is the property of the Langley Concrete Group of Companies. All information contained herein is confidential and may not be used in whole or in part without written permission from the owner



www.langleyconcretegroup.com
 LANGLEY (604) 533-1656
 VICTORIA (250) 478-9581
 CHILLIWACK 1-800 667-9600

Quality Assurance of products manufactured by The Langley Concrete Group has been verified by the following third party certification programs



DESCRIPTION:

4713
 Water Meter Chamber
 with 4211 Collar and Triple Door Hatch

DRAWN BY: SR	JOB NO.
CHK BY: KS	DWG NO: 4713-WM-3.0
DATE: Sep.07, 2018	
SCALE: 1:45	
SIZE 11 x 17	REV.
	SHEET 1 OF 1